

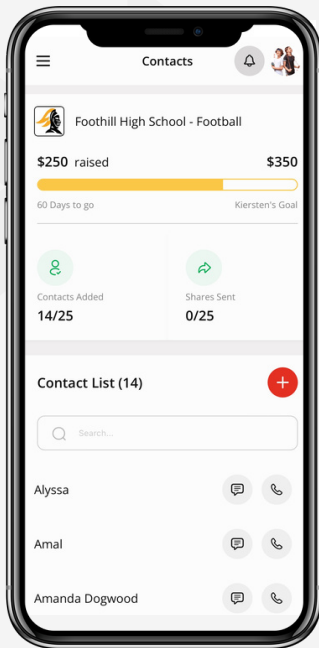
RAISE365

SIGN UP PROCESS



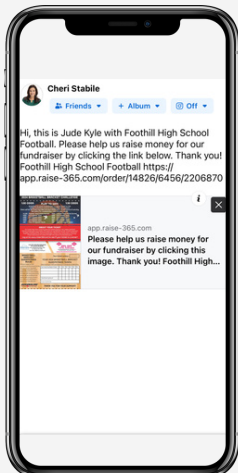
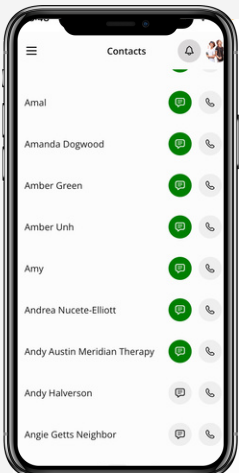
SIGN UP STEPS

1. Download the **Raise 365 App** or go to **www.raise-365.com**.
2. Click Sign Up *If you already have an account: Click **Login**, enter Username & Password. Click top left corner and then click + Join New Fundraiser.
***Skip to Step 4.**
3. Enter your Name, Age, Phone #, Email, & create your own Password.
***Click Register**
4. Enter the Fundraiser Code provided to your leader.
5. Pick your Team, Upload your Profile Photo, & enter Prize Info. (if applicable)
***Click Join Fundraiser**



CONTACTS

SOCIAL MEDIA POST



PREPARATION

1. Click '**Add Contact.**'
2. Click **Parent/Guardian Share** to send your personal site to your Parent/Guardian. They will be able to load Contacts and Share your link from your account.
3. Enter your **Jumpstart 25 Contacts** of potential supporters into your reminder system.

FUNDRAISER KICK-OFF

1. Click the **Text** bubble to send direct texts to your potential supporters.
2. Click **Share** button to post on social media and tag minimum 25 potential supporters.
3. Click **QR Code** or **Cash/Check** for in person sales.