

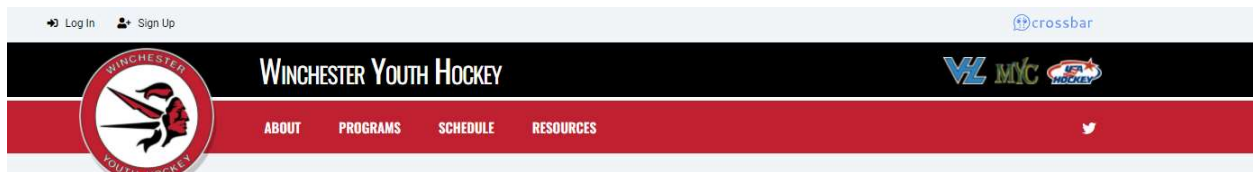
Placement Registration

To Register or Placements please complete the following steps:

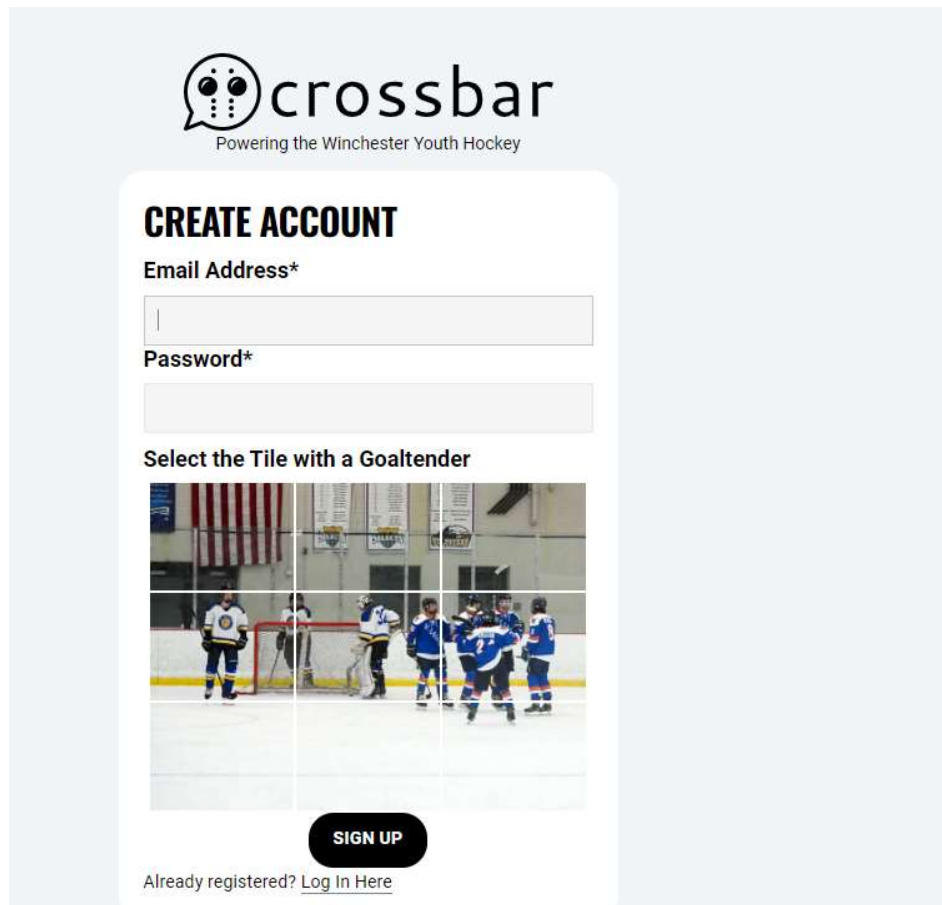
If you have an account, please log in and move onto step six.

If you do not have an account, please complete steps one thru five prior to moving to step 6


1. Click Sign Up at the Top of the page.
2. Enter your email and password .



3. Enter an email, and password and answer the security question

The image shows a "CREATE ACCOUNT" form on a light blue background. At the top is the "crossbar" logo with the tagline "Powering the Winchester Youth Hockey". The form has a white background and contains the following elements: the heading "CREATE ACCOUNT", a label "Email Address*" above a text input field, a label "Password*" above another text input field, and a label "Select the Tile with a Goaltender" above a 3x3 grid of nine photos of hockey players on an ice rink. Below the grid is a black "SIGN UP" button. At the bottom of the form, it says "Already registered? [Log In Here](#)".

4. An email will be sent to your inbox to verify the account
5. Log into the site and complete the profile



WINCHESTER YOUTH HOCKEY

COMPLETE PROFILE

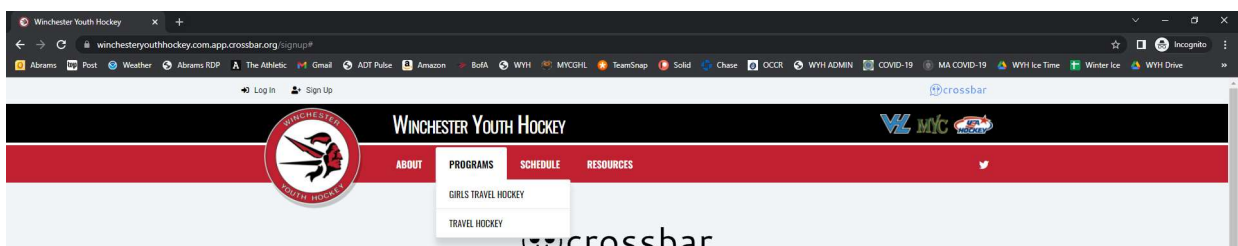
First Name*

Last Name*

Mobile #*

SAVE

- Once you have the profile completed or have logged into an existing account, please select the appropriate program from the Programs Menu select the registration link on the right.



- Select the registration link on the right
- Select an existing participant to register. If you are registering a child for the first time, Select add new participant and use that process to add your children.
- You will have the option of paying via credit card or ACH. Note this information can be used for recurring payments when the teams are set and payments are required
- You will then be able to register your child or children for the appropriate program under the menu. Note Learn to play and Intro sign Ups will be activated later this spring