

**SITE SUMMARY**

**PARKING**

|                  |                  |
|------------------|------------------|
| PROVIDED PARKING | 388 SPACES       |
| STANDARD         | 380 SPACES       |
| ADA SPACES       | 8 SPACES         |
| REQUIRED PARKING |                  |
| MAX CODE REQ'D   | 570 SPACES       |
| MIN CODE REQ'D   | 418 SPACES       |
| SHORTFALL        | 30 SPACES (7.2%) |

SITE ACREAGE: 10.49 ACRES

LOCATOR NUMBER 17W640080

**BUILDING SIZE**

|                   |           |
|-------------------|-----------|
| EXISTING BUILDING |           |
| FIRST FL          | 72,100 SF |
| SECOND FL         | 12,044 SF |
| TOTAL             | 84,144 SF |

**MARYVILLE AMENITIES**

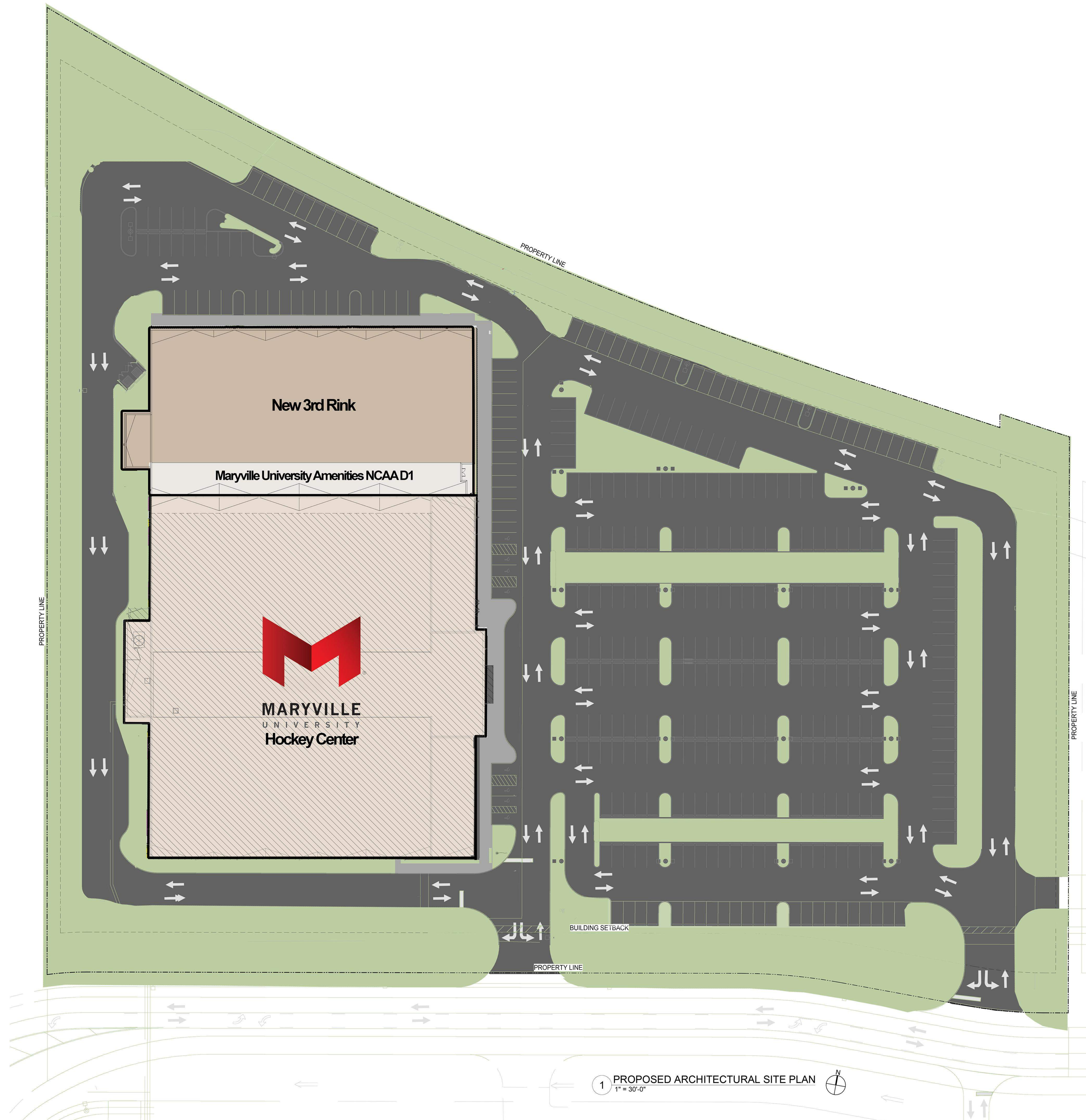
|           |           |
|-----------|-----------|
| FIRST FL  | 6,472 SF  |
| SECOND FL | 6,472 SF  |
| TOTAL     | 12,944 SF |

**CHESTERFIELD HOCKEY 3RD RINK**

|           |           |
|-----------|-----------|
| FIRST FL  | 26,100 SF |
| SECOND FL | 3,386 SF  |
| TOTAL     | 29,486 SF |

**TOTAL BUILDING**

|           |            |
|-----------|------------|
| FIRST FL  | 104,672 SF |
| SECOND FL | 21,902 SF  |
| TOTAL     | 126,574 SF |



1 PROPOSED ARCHITECTURAL SITE PLAN  
1" = 30'-0"



PRINTED: 2/18/2025 3:58:35 PM

THE ARCHITECT EXPRESSLY RESERVES HIS COMMON LAW AND STATUTORY LAW COPYRIGHTS AND OTHER PROPERTY RIGHTS FOR THESE "ARCHITECTURAL WORKS" AND "TECHNICAL DOCUMENTS" AND ANY DERIVATIVES THEREOF. THESE DRAWINGS AND DOCUMENTS ARE NOT TO BE REPRODUCED, CHANGED OR COPIED IN ANY MANNER WHATSOEVER FOR ANY USE WITHOUT FIRST OBTAINING THE EXPRESS WRITTEN CONSENT OF LOUIS G. CHADINE ARCHITECTS, NOW ARE THEY TO BE ASSIGNED TO ANY PARTY WITHOUT FIRST OBTAINING SAID WRITTEN PERMISSION AND CONSENT.

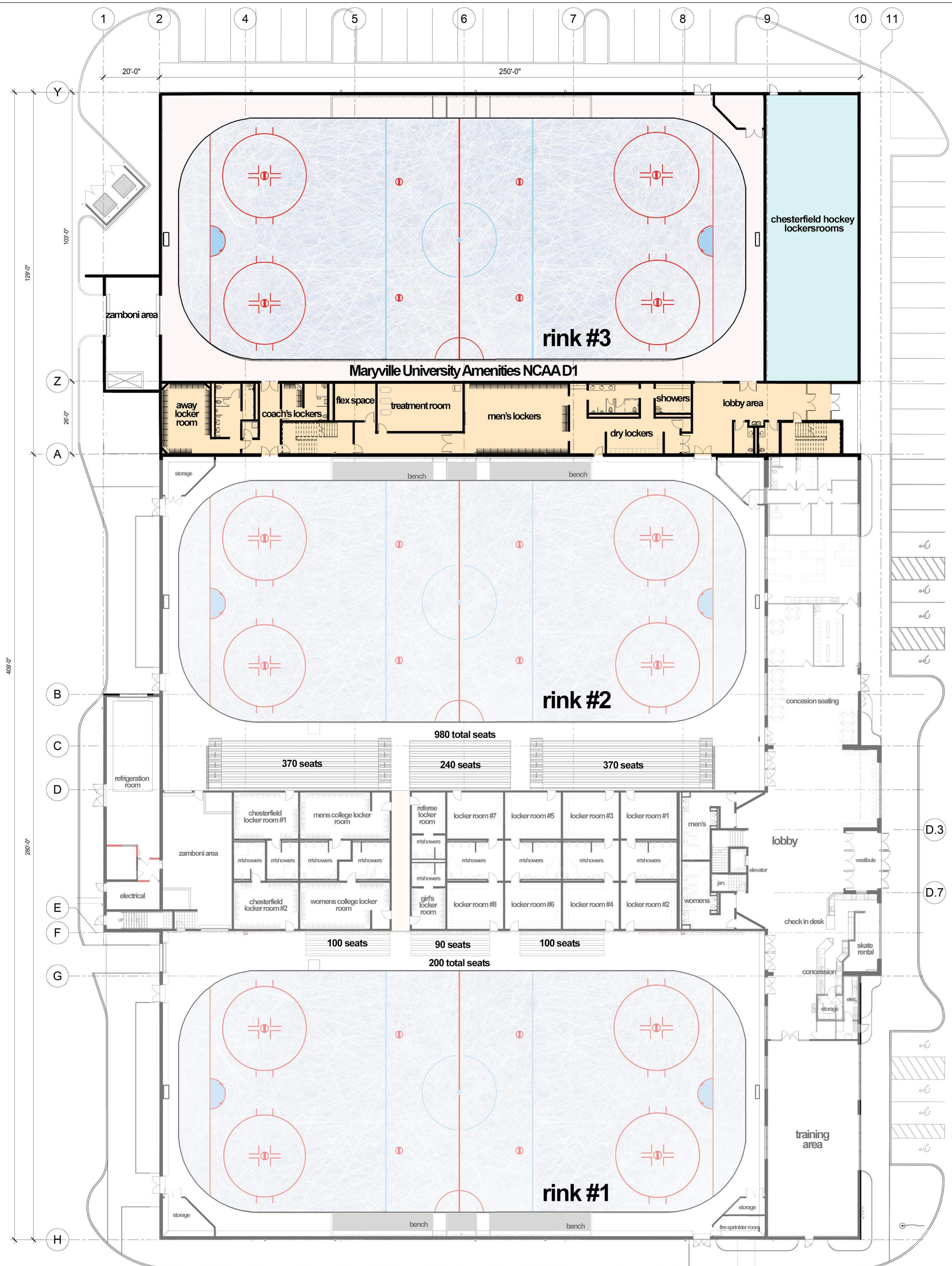
© COPYRIGHT PENDING

REVISIONS:

| NO. | DATE | DESCRIPTION |
|-----|------|-------------|
|     |      |             |
|     |      |             |
|     |      |             |
|     |      |             |
|     |      |             |
|     |      |             |
|     |      |             |
|     |      |             |
|     |      |             |

Project Number: 2018.007  
Date:  
Drawn By:





1 FIRST FLOOR PLAN  
1/16" = 1'-0"

- GENERAL FLOOR PLAN NOTES:**
- A. DO NOT SCALE DRAWINGS - USE DIMENSIONS AND NOTES ONLY.
  - B. REFER TO COVER SHEET FOR GENERAL PROJECT NOTES.
  - C. FIELD VERIFY ANY EXISTING CONSTRUCTION, CONFIGURATION AND DIMENSIONS.
  - D. CONTRACTOR TO CONFIRM ALL DIMENSIONS AGAINST ACTUAL SITE CONDITIONS. ANY CONFLICT OR DISCREPANCIES IN DIMENSIONS OR ELEVATIONS SHALL BE RESOLVED WITH THE ARCHITECT PRIOR TO PROCEEDING WITH THE WORK OR PROCUREMENT OF MATERIALS. GENERAL CONTRACTOR SHALL BE RESPONSIBLE FOR DISTRIBUTION OF COMPLETE SETS OF CONTRACT DOCUMENTS (DRAWINGS & SPECIFICATIONS) TO ALL TRADES. EACH TRADE SHALL REVIEW ALL CONTRACT DOCUMENTS SO AS TO BE AWARE OF ALL ITEMS OF WORK AFFECTING THEIR RESPECTIVE TRADE. NO CLAIMS FOR "EXTRAS" WILL BE HONORED DUE TO FAILURE TO REVIEW COMPLETE SET OF DOCUMENTS.
  - E. EGRESS DOORS SHALL NOT LOCK AGAINST THE DIRECTION OF EGRESS TRAVEL, AT ANY TIME.
  - F. ALL NEW WOOD FRAMING, SHEATHING, BLOCKING, ETC., SHALL BE FIRE RETARDANT TREATED. PROVIDE FIRE RETARDANT TREATED WOOD BLOCKING AT WALL AND CEILING FRAMING FOR ANCHORAGE OF ELEMENTS TO BE FASTENED OVER FINISHED SURFACES INCLUDING, BUT NOT LIMITED TO: WALL BUMPERS, HANDRAILS, GRAB BARS, WOOD TRIM, TOILET ACCESSORIES, AND WALL MOUNTED EQUIPMENT. ALL ROUGH OPENINGS FOR DOORS TO BE INSTALLED 4" FROM CLOSEST PARTITION UNLESS NOTED OTHERWISE.
  - G. INTERIOR DIMENSIONS ARE GIVEN TO THE FINISHED FACE OF STUD, CMU OR CONCRETE IN NEW WALLS, AND FINISHED FACE OF WALL AT EXISTING WALLS, UNLESS NOTED OTHERWISE.
  - H. PROVIDE CONTROL JOINTS IN GYPSUM BOARD AT SPACING NOT EXCEEDING 30'-0" O.C. AT LONG STRAIGHT RUNS OF WALL OR SOFFIT, IN FIRE RATED PARTITIONS, PROVIDE FIRE RATED CONTROL JOINTS. DO NOT ALLOW BRACING TO SPAN ACROSS CONTROL JOINTS. CONTROL JOINTS SHALL CONSIST OF DOUBLE STUDS OR DOUBLE FURRING CHANNELS AS PROVIDED BY CONTRACTOR.
  - I. GENERAL CONTRACTOR MUST KEEP THE APPROVED SET OF BID DOCUMENTS AND ALL CURRENT ADDENDA ON SITE AT ALL TIMES.
  - J. REFER TO PLAN FOR FIRE EXTINGUISHER CABINET (FEC) LOCATIONS. SEMI-RECESSED FIRE EXTINGUISHER CABINET AS NOTED IN SPECIFICATIONS. OWNER TO PROVIDE ADDITIONAL FIRE EXTINGUISHER CABINETS (FEC) AS PER FIRE MARSHAL'S REQUEST. COORDINATE ALL LOCATIONS WITH ARCHITECT PRIOR TO INSTALLATION.
  - K. REFERENCE FINISH SHEET FOR FINISH INFORMATION.
  - L. BLEACHER SEATING AND ACCESSORIES ARE TO BE DESIGN-BUILD BY GENERAL CONTRACTOR OR OWNER.
  - M. BLEACHERS, TREADS, RISERS, ETC. SHOWN FOR LAYOUT AND GEOMETRY REFERENCE ONLY.
  - N. RINK AND DASHER BOARDS ARE TO BE DESIGN-BUILD BY GENERAL CONTRACTOR OR OWNER.



THE ARCHITECT EXPRESSLY RESERVES HIS COMMON LAW AND STATUTORY LAW COPYRIGHTS AND OTHER PROPERTY RIGHTS FOR THESE "ARCHITECTURAL WORKS" AND "TECHNICAL DOCUMENTS" AND ANY DERIVATIVES THEREOF. THESE DRAWINGS AND DOCUMENTS ARE NOT TO BE REPRODUCED, CHANGED OR COPIED IN ANY MANNER WHATSOEVER FOR ANY USE WITHOUT FIRST OBTAINING THE EXPRESS WRITTEN CONSENT OF LOUIS C. CHADINE, CHADINE ASSOCIATES, NOW ARE THEY TO BE ASSIGNED TO ANY PARTY WITHOUT FIRST OBTAINING SAID WRITTEN PERMISSION AND CONSENT.

© COPYRIGHT PENDING

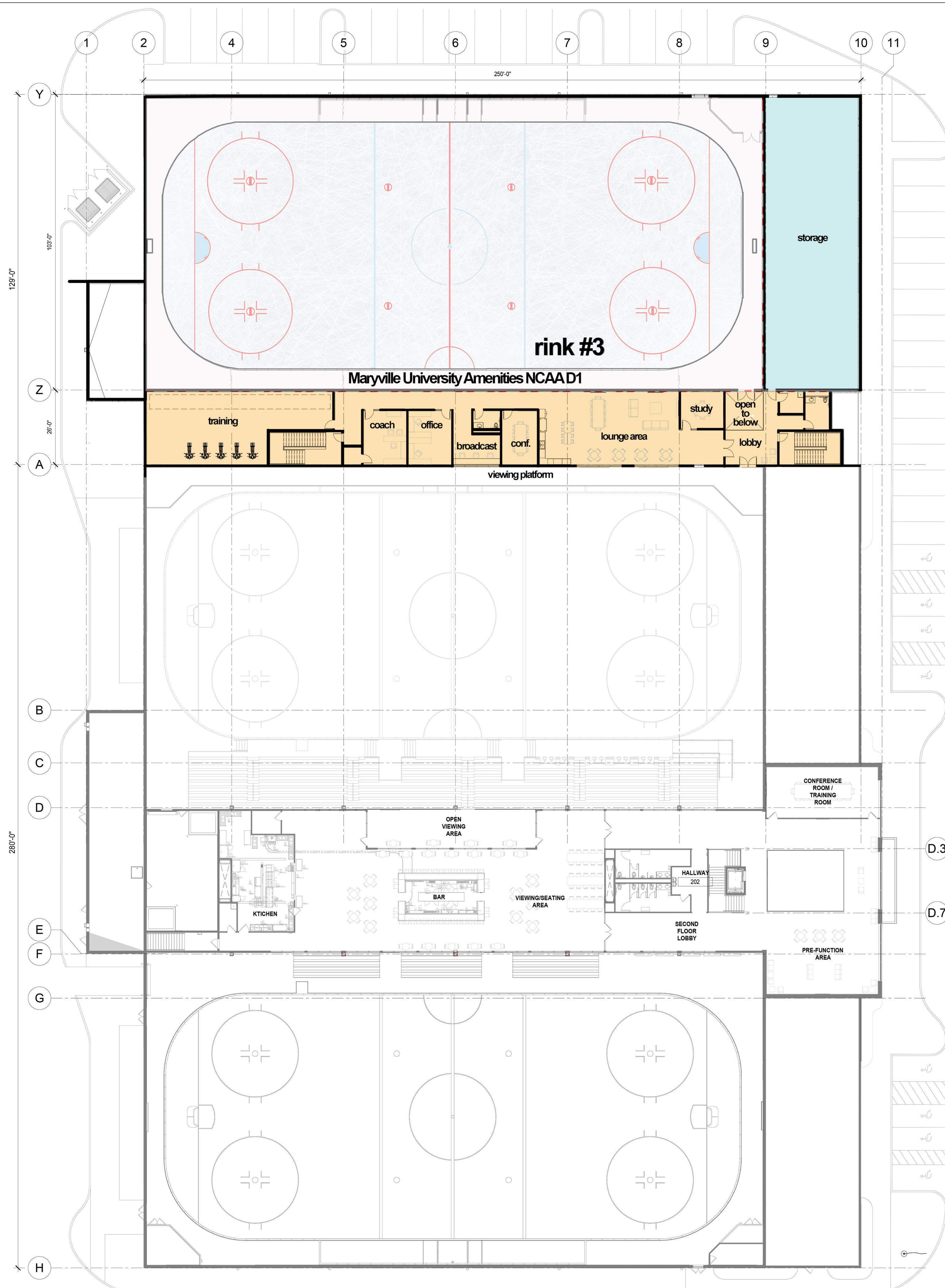
**MARYVILLE HOCKEY CENTER**  
Third Rink  
UNIVERSITY

18383 CHESTERFIELD AIRPORT ROAD  
CHESTERFIELD, MISSOURI

REVISIONS:

| NO. | DESCRIPTION | DATE |
|-----|-------------|------|
|     |             |      |
|     |             |      |
|     |             |      |
|     |             |      |

Project Number: 2018.007  
Date:  
Drawn By:



1 THIRD RINK - SECOND FLOOR PLAN  
1/16" = 1'-0"

**GENERAL FLOOR PLAN NOTES:**

- A. DO NOT SCALE DRAWINGS - USE DIMENSIONS AND NOTES ONLY.
  - B. REFER TO COVER SHEET FOR GENERAL PROJECT NOTES.
  - C. FIELD VERIFY ANY EXISTING CONSTRUCTION, CONFIGURATION AND DIMENSIONS.
  - D. CONTRACTOR TO CONFIRM ALL DIMENSIONS AGAINST ACTUAL SITE CONDITIONS. ANY CONFLICT OR DISCREPANCIES IN DIMENSIONS OR ELEVATIONS SHALL BE RESOLVED WITH THE ARCHITECT PRIOR TO PROCEEDING WITH THE WORK OR PROCUREMENT OF MATERIALS.
  - E. GENERAL CONTRACTOR SHALL BE RESPONSIBLE FOR DISTRIBUTION COMPLETE SETS OF CONTRACT DOCUMENTS (DRAWINGS & SPECIFICATIONS) TO ALL TRADES. EACH TRADE SHALL REVIEW ALL CONTRACT DOCUMENTS SO AS TO BE AWARE OF ALL ITEMS OF WORK AFFECTING THEIR RESPECTIVE TRADE. NO CLAIMS FOR "EXTRAS" WILL BE HONORED DUE TO FAILURE TO REVIEW COMPLETE SET OF DOCUMENTS.
  - F. EGRESS DOORS SHALL NOT LOCK AGAINST THE DIRECTION OF EGRESS TRAVEL AT ANY TIME.
  - G. ALL NEW WOOD FRAMING, SHEATHING, BLOCKING, ETC. SHALL BE FIRE RETARDANT TREATED. PROVIDE FIRE RETARDANT TREATED WOOD BLOCKING AT WALL AND CEILING FRAMING FOR ANCHORAGE OF ELEMENTS TO BE FASTENED OVER FINISHED SURFACES INCLUDING, BUT NOT LIMITED TO: WALL BUMPERS, HANDRAILS, GRAB BARS, WOOD TRIM, TOILET ACCESSORIES AND WALL MOUNTED EQUIPMENT. ALL ROUGH OPENINGS FOR DOORS TO BE INSTALLED 4" FROM CLOSEST PARTITION UNLESS NOTED OTHERWISE.
  - H. INTERIOR DIMENSIONS ARE GIVEN TO THE FINISHED FACE OF STUD, CMU OR CONCRETE IN NEW WALLS, AND FINISHED FACE OF WALL AT EXISTING WALLS, UNLESS NOTED OTHERWISE.
  - I. PROVIDE CONTROL JOINTS IN GYPSUM BOARD AT SPACING NOT EXCEEDING 30'-0" O.C. AT LONG STRAIGHT RUNS OF WALL OR SOFFIT IN FIRE RATED PARTITIONS. PROVIDE FIRE RATED CONTROL JOINTS. DO NOT ALLOW BRACING TO SPAN ACROSS CONTROL JOINTS. CONTROL JOINTS SHALL CONSIST OF DOUBLE STL OR DOUBLE FURRING CHANNELS AS PROVIDED BY CONTRACTOR.
  - J. GENERAL CONTRACTOR MUST KEEP THE APPROVED SET OF BID DOCUMENTS AND ALL CURRENT ADDENDA ON SITE AT ALL TIMES.
  - K. REFER TO PLAN FOR FIRE EXTINGUISHER CABINET (PEC) LOCATIONS SEMI-RECESSED FIRE EXTINGUISHER CABINET AS NOTED IN SPECIFICATIONS. OWNER TO PROVIDE ADDITIONAL FIRE EXTINGUISHER CABINETS (PEC) AS PER FIRE MARSHAL'S REQUEST. COORDINATE ALL LOCATIONS WITH ARCHITECT PRIOR TO INSTALLATION.
  - L. REFERENCE FINISH SHEET FOR FINISH INFORMATION.
  - M. BLEACHER SEATING AND ACCESSORIES ARE TO BE DESIGN-BUILD BY GENERAL CONTRACTOR OR OWNER.
  - N. BLEACHERS, TREADS, RISERS, ETC. SHOWN FOR LAYOUT AND GEOMETRY REFERENCE ONLY.
  - O. RINK AND DASHER BOARDS ARE TO BE DESIGN-BUILD BY GENERAL CONTRACTOR/OWNER.
  - P. BLEACHER SEATING AND ACCESSORIES ARE DESIGN-BUILD BY GENERAL CONTRACTOR/OWNER.
- BLEACHERS, TREADS, RISERS, ETC. SHOWN FOR LAYOUT AND GEOMETRY REFERENCE ONLY.
- RINK AND DASHER BOARDS DESIGN-BUILD BY GENERAL CONTRACTOR/OWNER.
- FURNITURE LAYOUT FOR REFERENCE ONLY.

**DEMO/NEW CONSTRUCTION LEGEND**

- EXISTING CONSTRUCTION TO REMAIN
- EXISTING CONSTRUCTION TO REMAIN: 1 HOUR FIRE SEPARATION
- EXISTING CONSTRUCTION TO REMAIN: 2 HOUR FIRE SEPARATION
- EXISTING CONSTRUCTION TO BE DEMOLISHED
- NEW CONSTRUCTION: UNRATED, PARTIAL-HEIGHT WALL TO CEILING
- NEW CONSTRUCTION: UNRATED, FULL-HEIGHT WALL TO DECK
- NEW CONSTRUCTION: 1 HOUR FIRE SEPARATION
- NEW CONSTRUCTION: 2 HOUR FIRE SEPARATION
- NO WORK IN THIS AREA



THE ARCHITECT EXPRESSLY RESERVES HIS COMMON LAW AND STATUTORY LAW COPYRIGHTS AND OTHER PROPERTY RIGHTS FOR THESE "ARCHITECTURAL WORKS" AND "TECHNICAL DOCUMENTS" AND ANY DERIVATIVES THEREOF. THESE DRAWINGS AND DOCUMENTS ARE NOT TO BE REPRODUCED, CHANGED OR COPIED IN ANY MANNER WHATSOEVER FOR ANY USE WITHOUT FIRST OBTAINING THE EXPRESS WRITTEN CONSENT OF LOUIS C. CHADINE ARCHITECTS ASSOCIATES, NOW AND THEN TO BE ASSIGNED TO ANY PARTY WITHOUT FIRST OBTAINING SAID WRITTEN PERMISSION AND CONSENT.

© COPYRIGHT PENDING

**MARYVILLE HOCKEY CENTER**  
Third Rink  
UNIVERSITY

18383 CHESTERFIELD AIRPORT ROAD  
CHESTERFIELD, MISSOURI

REVISIONS:

| NO. | DATE | DESCRIPTION |
|-----|------|-------------|
|     |      |             |
|     |      |             |
|     |      |             |
|     |      |             |

Project Number: 2018.007  
Date:  
Drawn By:

