

TAYBS

TOWNSEND ASHBY YOUTH BASEBALL & SOFTBALL
www.taybs.org



2026 Coaches Meeting





SAFETY TRAINING

Jessica Fellows
TAYBS Safety Director

Safety Goals



- **Stay Calm!** So your player can trust you and be reassured.
- Recognize when it is an emergency with possible serious injuries

Things to do in an event of an injury or emergency:

- Contact a parent or guardian regarding any and all injuries
- If a parent or guardian is not there or is unavailable call 911!
- After incident you must notify TAYBS.

Even if injury seems minor never say that everything will be fine, all injuries can become complicated, always suggest or advise parents that they can or should follow up with a doctor.

Children on your team may have pre-existing medical conditions. Diabetes, asthma and allergies are examples. Talk to your players parents. Ask them what to look for and be aware of. If you discover you have a player with any of these conditions and have any questions please reach out to Jessica Fellows for assistance.

Prevent injuries - You can help prevent injuries by starting a warm up routine with your team! Encourage players to always have water with them and to drink plenty of water.

Medical Conditions or Injuries



Allergies

Many children have allergies these days to many things such as bees, and peanuts. If a child on your team has allergies, ask the parents about the severity of allergy. Does the child have an epi-pen and do they have it with them at all times? Recognizing Anaphylaxis:

- Hives or welts
- Rashes can be seen around the core of the body, extremities or face. If they develop quickly this is what you are looking for.
- Wheezing, shortness of breath

Anaphylaxis is when you would need to use an epi-pen. Only use epi-pens that are prescribed to that specific child **NEVER** use one on someone who is not prescribed the epi-pen. Always **call 911** when you see signs of anaphylaxis.

Asthma

Many children have different levels of asthma. Again, ask the child's parents about the severity of their condition. Ask if they have an inhaler for their condition.

Signs and symptoms to be aware of:

- Increase wheezing (sound of whistling when breathing in or out),
- Chest tightness
- Symptoms get worse very quickly
- Severe shortness of breath, can't speak comfortably or lips look blue
- Tightened neck and chest muscles
- Coughing spells during activity
- Rapid breathing
- Get little or no relief from your reliever inhaler

When you see signs of an asthma attack again **call 911**. Asthma attacks can get bad!

Medical Conditions or Injuries



Nosebleeds

Gently pinch the soft part of the nose with clean cloth, keep pressure for about 10 minutes, bleeding can start up if released too soon. Do not lean head backwards!

Fractures/Sprains

ANY neck or back injury. Do not move the child it may cause serious injury.

There are two types of fractures, open and closed. An open fracture is when the bone breaks the skin.

Open Fractures: stop bleeding appropriately and minimize movement of bone. **Call 911.**

Signs and symptoms to be aware of:

- Pain in the injured area
- Swelling in the injured area
- Obvious deformity in the injured area
- Difficulty using or moving the injured area in a normal manner
- Warmth, bruising, or redness in the injured area

You may not be able to tell the difference between a fracture, sprain or even muscle or ligament damage.

Sprains: RICE = Rest, Ice, Compression, Elevation

Significant/ Obvious Fractures - When you see deformity or an open fracture our Emergency Response kit at each field now has a Universal Flexible Splint. Sometimes called a SAM splint. This is an aluminum splint suitable for splinting all extremities. It is made of malleable foam padded aluminum; it is soft and adaptable. The splint becomes rigid and supportive for fractured or injured limbs.

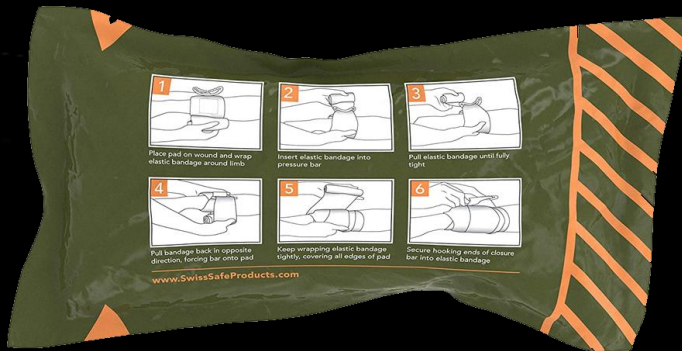


Medical Conditions or Injuries



Lacerations

- For heavy or large amounts of bleeding apply sterile gauze and direct pressure to the wound, if blood soaks through apply additional gauze and continue pressure. If serious **Call 911**.
- For any bleeding apply sterile gauze and direct pressure to the wound. If blood soaks through apply additional gauze and continue pressure.
- For serious hemorrhaging, large blood loss, or uncontrollable bleed our Emergency Response kit at each field now has a compression bandage and a tourniquet. A compression bandage has been proven to control hemorrhages in many scenarios. If the compression bandage is not working or helping to stop the bleed a tourniquet can be used as a last option.



Medical Conditions or Injuries



Heat Exhaustion

Signs and Symptoms:

- Dizziness and/or sick feeling
- Thirsty
- Shivering
- Headache
- Increase sweating, pale and cool skin
- May slur words, be confused or pass out

Treat with cool water and cold towels. **Call 911** anytime someone loses consciousness or appears confused.

Heatstroke

Can be life threatening when body temperature becomes abnormally high and the brain stops working properly.

Signs and Symptoms:

- Lack of sweating
- Red in the face, hot and dry skin
- Weak, sick feeling possible diarrhea
- Confusion
- Loss of consciousness
- Rapid pulse

Possible seizure **CALL 911!**

Concussion Information



TAYBS Concussion Policy compliant with Massachusetts State Policy - If a player is suspected to have a concussion or head injury, a coach should remove the athlete from play for a minimum of 24 hours. Advise the athlete's responsible adult that medical evaluation is recommended. Notification of this injury should be sent to the League President and Safety Director as soon as possible. After 24 hours, a player may return to play with a doctor's note or the parent's discretion.

Head injuries

A concussion is a type of traumatic brain injury, caused by a bump, blow, or jolt to the head that can change the way your brain normally works. Concussions can also occur from a blow to the body that causes the head to move rapidly back and forth. Even a "ding," "getting your bell rung," or what seems to be mild bump or blow to the head can be serious.

Signs and symptoms:

- Any loss of consciousness
- Confusion, forgetful or unsure of what is going on
- Dazed or stunned
- Behavior, mood or personality changes
- Head or neck pain
- Vomiting
- Difficult to arouse
- Abnormal walking or speech
- Dizziness
- Sensitivity to light or noise
- Feeling sluggish, or foggy
- Does not feel right
- Convulsions or seizures
- A headache that gets worse and does not go away.
- Unusual behavior, restlessness, or agitation.
- Weakness, numbness, or decreased coordination.
- Significant nausea or vomiting.
- One pupil is larger than the other.

Call 911 if you see any of these signs!

Long-Term Risks

- Some athletes may experience persistent concussion symptoms, including issues with behavior, mood, and memory.
- Young, developing brains may be more sensitive to the effects of one or multiple concussions.
- Returning to sports before the brain has recovered can increase the risk of complications, repeat concussions, and persisting symptoms.
- Parents, coaches, and athletes don't get to make decisions about return to sports after a possible concussion. Only healthcare providers can do that. They will give instructions on when it's safe for the athlete to return to sports.

Things to Keep in Mind

- 66% of high school athletes played through their sports-related concussion because they did not want to be removed from play.
- They reported they were fearful of approaching their coach and concerned about a lack of recognition by coaches, athletes, and parents.

Concussion Plan

- Step 1: Stop play or activity
- Step 2: Remove the athlete
- Step 3: Notify the parents or guardians
- Step 4: Document the injury. This is to be shared with guardians and the league for proper follow up.
- A full return to sports usually happens after an athlete has returned to regular, non-sports-related activities (like school).
- Safe return to sports should happen gradually.



SIGNS AND SYMPTOMS

Athletes who experience one or more of the signs or symptoms listed below after a bump, blow, or jolt to the head or body may have a concussion.

› SIGNS OBSERVED BY COACHING STAFF

- Appears dazed or stunned
- Is confused about assignment or position
- Forgets an instruction
- Is unsure of game, score, or opponent
- Moves clumsily
- Answers questions slowly
- Loses consciousness (even briefly)
- Shows mood, behavior, or personality changes
- Can't recall events prior to hit or fall
- Can't recall events after hit or fall

.....

› SYMPTOMS REPORTED BY ATHLETE

- Headache or "pressure" in head
- Nausea or vomiting
- Balance problems or dizziness
- Double or blurry vision
- Sensitivity to light
- Sensitivity to noise
- Feeling sluggish, hazy, foggy, or groggy
- Concentration or memory problems
- Confusion
- Just not "feeling right" or is "feeling down"

ACTION PLAN

As a coach, if you think an athlete may have a concussion, you should:

1. **Remove the athlete** from play.
2. **Keep an athlete with a possible concussion out of play on the same day of the injury and until cleared by a health care provider.** Do not try to judge the severity of the injury yourself. Only a health care provider should assess an athlete for a possible concussion.
3. **Record and share information about the injury**, such as how it happened and the athlete's symptoms, to help a health care provider assess the athlete.
4. **Inform the athlete's parent(s) or guardian(s)** about the possible concussion and refer them to CDC's website for concussion information.
5. **Ask for written instructions from the athlete's health care provider** about the steps you should take to help the athlete safely return to play. Before returning to play an athlete should:
 - › Be back to doing their regular school activities.
 - › Not have any symptoms from the injury when doing normal activities.
 - › Have the green-light from their health care provider to begin the return to play process.

For more information and to order additional materials **free-of-charge**, visit: www.cdc.gov/HEADSUP.

The information provided in this document or through linkages to other sites is not a substitute for medical or professional care. Questions about diagnosis and treatment for concussion should be directed to a physician or other health care provider.



Concussion Safety Training



We recommend that all coaches take the free 30 minute HEADS UP to Youth Sports Online Training.

This course will help you:

- Understand a concussion and the potential consequences of this injury
- Recognize concussion signs and symptoms and how to respond
- Learn about steps for returning to activity (play and school) after a concussion
- Focus on prevention and preparedness to help keep athletes safe season-to-season.

<https://www.cdc.gov/headsup/youthsports/training>

AED Training



If at any point, a party becomes unconscious **CALL 911** and check to see if the party is breathing. If there is any doubt if the patient is breathing assume, they are not. For a patient unconscious and not breathing get the AED. We are lucky to now have an AED at each of our fields thanks to the generosity of our community.

- At **Spaulding Field**, we have a ZOLL AED that our league purchased. Here is a video on the use of the ZOLL AED - <https://www.youtube.com/watch?v=yo5jKJBKo0w&t=7s>
- At **Craven Field**, we have a Phillips Heartstart AED that was donated by our Cal Ripken State Commissioner Jim Edelman. Our Philips AED will walk you through the CPR instructions. When the AED instructs you to give rescue breaths there is a face mask in the AED case if you are comfortable providing rescue breaths. Here is a video on the use of the Phillips AED - <https://www.youtube.com/watch?v=2k4cHni8lWo>



AED Training



- All our AED's work under the same basic principle and will walk you through life saving process when needed.
- Pediatric AED use. This video shows how easy AED use is and why it is important for AED's to be available for our youth <https://www.youtube.com/watch?v=-nOCSyKlu-Y>
- This video shows how to swap the adult pads of our AED for pediatric pads. It is important to note that a pediatric patient is infants up to 8 years old or 55 pounds. Additionally, the adult pads can be used on a child by placing them on the front and back of the child if you are not comfortable swapping the pads out. <https://www.youtube.com/watch?v=SNLVe8qngbk>
- Cardiac arrest victims who received a shock from a publicly-available AED that was administered by a bystander had 2.62 times higher odds of survival to hospital discharge and 2.73 times more favorable outcomes for functioning compared to victims who first received an AED shock after emergency responders arrived.
- Victims who received an AED shock from a bystander (57.1 percent) using a publicly-available device instead of having to wait for emergency responders (32.7 percent) had near normal function and better outcomes.
- Without a bystander using AED shock therapy, 70 percent of cardiac arrest patients either died or survived with impaired brain function.

Medical Kits

- All coaches are given a fully stocked Medical Kit.
- Coaches must bring their Medical Kits to every game & practice.
- If you need replenishment on your kit, please contact Jessica Fellows
- There are medical supplies in the Snack Shack at both Craven Field & Spaulding Field. If you need to use any of these supplies, please let Jess know so that they can be restocked.



Need Medical Assistance?



- Call TAYBS Safety Director:

Jessica Fellows

Home: 978-300-5389

Mobile: 978-852-0311

- Call 911!

Boyd Family Fund



About Matt: Matt enjoyed playing baseball with TAYBS from the early age of T-Ball and played every season he could. Matt was always smiling on the field and enjoyed the camaraderie of the game. He was always cheering on his teammates. Sadly, Matt was diagnosed with cancer in 2021 and passed away on October 30, 2021, at the young age of 14.

Mission: The Matthew Boyd Fund has been created by the family of Matthew Boyd. The Boyd Family believes Matthew would want to support other children who have the desire to play the game he loved. In his name, his family has created this fund to help young athletes who may struggle financially to go out for a baseball or softball team. If you have or know of a child athlete who may be struggling to afford equipment or another aspect allowing the participation in one of TAYBS baseball or softball programs this fund is here to support children each season.

To qualify: Please write a description of what the financial need may be and a brief explanation of why. Do you need assistance with equipment, uniforms etc.? The Boyd Family will do their best to assist those they can, and the decision will be made at the discretion of the Matthew Boyd Fund. Specifics of your needs will be kept as private as possible.





GENERAL INFORMATION



Background Checks



- **Governed By:**
 - Federal Law – Safe Sports Act of 2017
 - Massachusetts General Law – Chapter 6, Section 172H (CORI)
 - Babe Ruth
- **All On Field Volunteers:**
 - Must pass a Massachusetts CORI Check by completing the TAYBS Online Application & providing a Photo ID
- **All Rostered Coaches:**
 - *everything for on field volunteers, plus:*
 - Must pass the “SafeSport” certification. Which includes going through Trusted Coaches and:
 - Completing a National Background check including a National Sex Offender Registry Check
 - Complete the course “Abuse Awareness for Adults”
- **Volunteer Check:**
 - **Before any adult steps onto the field during a practice or game, the coach must ensure they are on the [approved volunteers list](#). If they are not, they CANNOT be on the field.**

← IMPORTANT



NO ADULT MAY ENTER A DUGOUT OR FIELD AREA DURING A PRACTICE OR GAME UNLESS THEY HAVE A COMPLETED APPLICATION, WAIVER, PHOTO ID AND PASSED THE MASSACHUSETTS CORI CHECK



Field Access & Security Cameras



- All fields are closed from November 1st through April 1st - During this time, all security cameras will alarm on motion including sending alarms to the TAYBS Facilities Team.
- There are security cameras all over our fields, both Craven & Spaulding. This includes parking lots, fields, dugouts and inside the snack shacks.
- Cameras will sound alarm if it detects pets/animals at the fields.
- When alarms go off, the TAYBS Facilities Team are immediately notified.
- Players should NEVER change anywhere while at our facilities.
- All fields at Spaulding are closed during school hours. Do not attempt to use the fields when school is in session – you will be forced to leave by school officials.
- There are security cameras covering the Spaulding School playground area operated by the school's facility department. This area is not open to the public before 5pm on school days.

← IMPORTANT



Player Commitment



- Spring Season is our competitive season, and this is a team sport – everyone needs to do their part for the team to succeed.
- Players are expected to attend all practices.
- Players are expected to attend all games.
- Team sizes are small. If a child does not show up for a game, the team might have to forfeit.
- If a child participates in another league, we will not ask our coaches to make exceptions for that child.
- It is not fair for kids to show up to a practice and only have a few kids be there because the other kids are on AAU/Club teams.

Uniforms



- BEFORE you hand out uniforms, make sure you have the correct sizes based on the list you are provided when you picked up the uniforms.
- If you are missing a uniform or size that was on the list, reach out ASAP, so we can figure out a solution.
- When you hand out uniforms – make sure you hand out the right sizes based on the list you are provided. Parents have ordered specific sizes.
- Once everyone receives the shirt they ordered, the players can then trade to find sizes that fit best for each of them. Make sure a parent is ok with them trading before they do.
- If the size that a parent ordered does not fit, and there is no other person they can trade with, we would need to reorder another one. There is a \$25 fee plus the cost of the new uniform to the parent to order another uniform, and it will likely take 3-5 weeks to arrive – if it is even possible to get.
- TAYBS will not change the pants more than once every 5 years. This is now the 5th year of white pants, and we will be changing them to black for the 2027-2032 seasons.
- In previous years, teams on their own have decided to use a different color pant. We highly recommend against this. We had numerous complaints from parents last year who didn't want to speak up against the other parents/coaches on their team to state they are not in a financial position to do this.

← IMPORTANT

← IMPORTANT

Calendar Raffle



- Each coach will be given a calendar raffle package of 10 tickets to be handed out to each player's parent – not the player.
- You must ensure you hand all of these out ASAP – this is critical
- Parents can turn in the tickets to you, and you can drop them off at one of the snack shacks, or they can turn them in directly to one of the snack shacks.
- **Do not take any money from parents**, the tickets are paid as part of their registration – they keep the money they sell the tickets for.
- Tickets must be turned into the snack shacks by June 30th. Winners will be drawn around July 1st.
- Any tickets not turned in are considered losses for the parents – there are no refunds for unsold tickets.
- If you or a parent wants an additional packet of raffle tickets, we absolutely have these available. You will need to pay \$50 up front for them.

← IMPORTANT

Team Ice Cream



- We encourage coaches to take their teams out for ice cream. Because we are unable to do pre-paid certificates, coaches will need to pay for it up front and then email the receipt to billing@taybs.org and we will send you a check for up to \$50 to cover your costs.
- If you are unable to pay up front, please reach out and we will try to coordinate a time for a league official to meet you and your team.
- You are not restricted on which Ice Cream stand you want to take your team to and still be reimbursed. Cherry Hill Too, here in Townsend, is one of our 2026 sponsors and we recommend bringing your team there.

Regional Leagues Mandatory Coaches Meetings



MAC Baseball

- April 15th (Zoom)
 - Rookie 6:45pm
- April 16th (Zoom)
 - Minors 6:15pm
 - Majors 8pm

NCMS

NCMS Softball

- April 14th (Zoom)
 - Rookie & Minors 6pm
 - Majors & Juniors 7pm

All Stars & Cal Ripken Tournament



- Both MAC & NCMS league are planning to hold all-star games this year. The number of players per team has yet been finalized. Typically, each team will send 1 to 3 players depending on their final seeding.
- Player selections are decided by the head coach.
 - Does not need to be the players with the most talent – for baseball, these players typically participate in the North Middlesex All Stars, and there is no reason to have them double dip.
 - Can be the player who has shown most improvement.
 - Can be the player who puts in the most effort.
 - Can be some other unique criteria that you come up with.
 - Make sure you send an announcement to all of your parents about who was selected and why they were selected. Please send this message to the league administration as well.
 - If you are going to select your own child – **make sure you have a good reason for it**, and you explain exactly why to your parents. Save yourself (and the league) the headache!
- The MAC league all star games will happen on Saturday, June 20th .
- The NCMS league all star games will happen on TBD (Templeton).
- Babe Ruth will be holding their annual Cal Ripken All-Star Tournament this year. TAYBS and Pepperell Baseball combine to form the North Middlesex All Stars. We hope to be able to field a team at 8U, 9U, 10U, 11U and 12U. Players must try out and be selected for the NM All Stars team.
- Planned dates for Cal Ripken All Star Tournament - <https://www.taybs.org/parent-resources/2024-tournament-dates/20074>
- Most local towns including TAYBS do not participate in the Babe Ruth Softball All Star tournament.

Playoff Schedules



- MAC League (Minors & Majors)
 - Regular season, April 27th – June 7th
 - Playoffs are June 8th – June 19th (*Including weekends!*)
- NCMS League
 - Regular season, April 27th – June 7th
 - Playoffs are June 8th – June 19th (*Including weekends!*)
- Vacations have been a problem in the past, please plan accordingly.
- End of year school events have been a problem in the past, please let us know as soon as you know of a planned school event.
- The regional leagues will not make playoff schedule exceptions for AAU/Club ball. Make sure you block off the entire playoff window.

Rules



- All of our leagues are loosely based on the Babe Ruth official rules, with both [MAC League](#) and [NCMS League](#) having rules on top of those that SIGNIFICANTLY change the game.
- You should understand and fully understand the specific MAC and NCMS league unique rules before you start coaching. If you do not understand a rule, get a clarification!
- No coach can change a rule that they do not agree with. Coaches cannot get together and agree that you are going to ignore or change a rule.
- If you break a rule, even if you did it in agreement with another coach at a game, and there is an appeal, the team that broke the rule will end up forfeiting the game – even a playoff one!

Craven Field Specific Rules



- Players must always remain inside the dugout behind the fence when not in the field.
- NO Player is allowed in the front row in front of the dugouts. We have had players have serious injuries from foul balls.
- NO Player is allowed on the field when on deck. Regardless of the Regional League rules, this is a local rule.
- The gate next to the dugouts must be CLOSED during play. The gates opens in a way that a player can run straight into it and get seriously hurt.
- Umpires are aware of these rules and are supposed to call you on it.
- League officials show up at many games and will call you on it. Don't make us be the bad guys because you don't like or want to enforce the safety rules.

← IMPORTANT

Gates & Sheds



- Craven Field
 - Entrance gate should be left open and not locked (it will only be closed/locked during the offseason).
 - All field gates **MUST** always be closed, including the batting cage.
 - If the chalk or quick dry bags are low, please let us know ASAP.
- Spaulding Field
 - All field gates must always be closed.
 - Vehicle gate on Eastman St must be closed AND locked immediately after using it.
 - **Do not let anyone block the vehicle gate on Eastman St – this gate is for Emergency Vehicle Access. People can and will get towed for parking here.**
 - The vehicle gate from the Spaulding School parking lot should no longer ever be used. If there is a need to get a vehicle onto the field use the vehicle gate off Eastman St.
- The sheds and the dumpster all have a physical key that now must be used to open them. The key is located in the snack shack, please return the key as soon as you unlock them. **DO NOT COPY** the key. If a key has been copied, all of the locks will be changed at about a \$150 costs to the league.

← IMPORTANT

← IMPORTANT

Snack Shack Operations



- All families are required to work 5.5 hours per season in one of our official volunteer slots (typically Snack Shack duty). Everyone agreed to this policy when registering their child(ren) to play this season.
- Parents do not need to work during their child's games, and will be able to pick which games they would like to work at. However, **as we get closer to the season, if there are unfilled slots, the league will automatically assign people to those slots.**
- The schedule of available slots will be posted on the TAYBS website.
- At the conclusion of a shift, both Snack Shack workers must text 978-300-0799 with their name, their shift time/location and the final dollar amount put into the envelope. If you do not send this text message, it will be assumed you did not make your shift and will automatically be charged the no-show fee.
- Anyone who does not show up for a scheduled shift or complete their required hours will be charged a \$75 fee.
- ***Two coaches per team will be able to use their coaching time as a qualifying event for the volunteering requirement.***
- **Head Coaches must confirm that the snack shack is open, and the hot dog machine is operational.**

← IMPORTANT

← IMPORTANT

SNACK SHACK MUST BE OPEN FOR ALL GAMES – NO EXCEPTIONS!

Picture Day & Hit a Thon



- Hit a Thon & Picture Day is scheduled for Saturday, May 16th
- All coaches are expected to participate in team pictures, and at least one coach from each team will need to participate in the Hit a Thon.
- **Coaches should wear their coach's shirt and their team hat.**
- Families want team pictures with all their teammates and all their coaches in them, so it is important to stress to your parents that they should make every attempt to attend.
- Coaches are expected to pitch to their own team during their players at bats. *10 reasonable* throws per player.
- Awards presented to the teams immediately after the team finishes batting.
- ~~The Juniors & Seniors Baseball teams will hold a home run derby for their hit a thon.~~
- The Snack Shack will be open all day serving food and selling TA gear.

← IMPORTANT

Field Cleanup

← IMPORTANT



- At the end of EVERY practice and game. The field MUST be cleaned.
- It does not matter if you are the next team to use the field.
- All the fields have had all the weeds/grass removed from them.
- **When you drag/rake, make sure you go to the grass line!** ← IMPORTANT
- Weeds/grass will not grow in, if the field is dragged and raked every time.
- If you do see weeds/grass growing, remove them right away.
- If we all spend 5 minutes after every practice just walking the field with the hula-ho, and removing any growth, the field will stay clear all season.
- PLEASE make sure you empty the trash barrels into the dumpster – including the visitor dugout.
- **IMPORTANT – TAYBS does not have anyone managing the facilities this year. Please do your best to help address any issues that you see.**



Practice & Game Day Responsibilities



- Ensure that the snack shack is open and staffed during all games.
- Prior to all games, make sure the field is in good safe playing conditions. If the field is wet, there are bags of Play Safe in the Storage Sheds. **You should not use more than a single bag of Play Safe for an individual game**, a little goes a very long way. (These bags cost our league \$20 a piece, so please use only as needed)
- Rookies and up, the baselines and batters' box should be lined prior to all games. T-Ball should not do this for the weekly games, but we do recommend it for season opening & closing games.
- The home team coach must pay the umpire for the game. Make sure you pay them before the game starts.
- The home team will provide game balls for their games. You should not use no more than two balls per game to ensure you have enough to last the season. If there are foul balls, please try to have someone retrieve the balls for continued use. During wet weather games, you should have a coach with a towel trying to keep the in-use game balls dry. Do not let your pitcher throw a heavy wet ball.
- **At the conclusion of all games and practices, all base paths, home plate area and pitchers' mound must be raked, and the infield dirt must be dragged. Additionally, you need to make sure that all dugouts are cleaned out and trash emptied into the dumpsters. You should enlist parents to help with these responsibilities.**
- Please keep an eye out on the field conditions. If there is grass/weeds growing on the infield, please take the hula-ho from the sheds and remove it. If we stay on top of this as it comes in, it will not be a big issue. If this is ignored, it will take days to clear it all at the end of the season.



Batting Cage



- At Craven Field we have a batting cage with a baseball pitching machine available for all teams to use.
- Do not use the batting cage when there is a game going on.
- The pitching machine and power cord are in the shed middle-bay, when you are done, ***make sure you return the machine to the shed middle-bay.***
- If you see the batting cage getting growth or becomes uneven, please go grab the rakes and clean it up.
- ***Make sure you close and lock the batting cage before you leave! You can unlock it at the start of a practice/game and then relock it at the end.***
- Our cage and facilities are for TAYBS and general public use only. It cannot be used by for-profit organizations, paid private lessons or non-residents without a rental agreement.

← IMPORTANT

Hitting into Fences/Backstops



- There is no hitting into any of the fences or backstops at any of our fields. This causes significant damage.

← IMPORTANT



Game & Practice Scheduling



- For Baseball, the MAC website has the master system for game schedules. All updates to game schedules should be done on both the MAC website as well as the TAYBS one. Parents only get notified when you updated the TAYBS website.
- For Softball, the NCMS website has the master system for game schedules. All updates to game schedules should be done on both the NCMS website as well as the TAYBS one.
- All teams (other than T-Ball) should schedule 2 practices per week, once during the week and once on the weekend.
- Games have priority over practices at all fields. Practices will get cancelled if we need the field for a game. Higher division teams games have priority over lower division teams for games. Reschedules might cause a lower-level game to be moved to another field.
- There are 16 teams this year who need to practice twice a week on limited fields. Please be respectful of others when determining your practice schedules.
- Only Craven Field and Spaulding Field are available for use. No game or practice should ever be scheduled at a location other than these fields. (Except for Baseball Juniors/Seniors Division who use the field at North Middlesex High School)
- Schedule practices on weekends! There are many practice slots available on Saturdays & Sundays. Take advantage of them.

← IMPORTANT

← IMPORTANT

Team Websites

- TAYBS Site – everyone please accept your team invite
- For Baseball rookie & up, accept your team invite on the MAC website as well as the TAYBS one.
- Make sure you leave your phone and email privacy listed as public so parents and other coaches can contact you.



Assignr is Required

- All coaches in Minors level and up are required to setup an account in Assignr.
- Assignr is used to assign umpires to games.
- This is where coaches can go to see what umpire is assigned to your games, and how to contact them directly.
- Use this link to signup -
<https://app.assignr.com/q/site/0889bef821d78db4f9ee75f52cdc81f4-townsend-ashby-youth-baseball-softball>



assignr.com

GameChanger is Required



- GameChanger is an electronic scoreboard, with live scoring
- All coaches at the Minor levels and above are **required** to use the app GameChanger to keep track of game activity.
- Paper scorebooks are no longer allowed to be used (they may be used as a secondary option, but they cannot replace GameChanger).
- This is a free application that is available on both IOS and Android.
- This allows you to video broadcast your games to your parents.
- Download it today at <https://gc.com>

← IMPORTANT



Game Cancellations



- Games may NOT be cancelled more than 2 hours before the scheduled start.
- In the event of bad weather, please try to make a call if the game is going to be cancelled two hours before the game starts. If the umpire shows up to the field, we are responsible for paying them for the game, even if the game is called early, or if he gets there and declares that the game will not be played due to his personal opinion on the field conditions. Umpires have the final say.
- You should start speaking with the opposite coach as early in the day as possible when there might be a cancellation. Avoid cancellations whenever possible as we have extremely limited fields available for reschedules.
- Once a decision has been made, you need to go online to the TAYBS website and cancel the game. This will send a notification to the parents of the cancellation.
- **You MUST update Assignr when you are going to cancel a game. This is the only way to notify the umpires of the cancellation.**
- If you are trying to reschedule a game, and there is no open fields, please contact Keith Turgeon for assistance with bumping a team practice. Game will always have priority to a field over practices.
- No games should ever be rescheduled for reasons other than bad weather. We do not have the available fields for coaches to reschedule games because of inconvenient dates/times.
- During bad weather, T-Ball games will be cancelled league wide by TAYBS. Coaches do not need to do anything, just be on the look out for the text/email of the cancellations.

← IMPORTANT

Interacting with Umpires

← IMPORTANT



- We have lost many good umpires over recent years because of the poor behavior of our coaches & parents.
- Regardless of regional league rules – TAYBS does NOT allow protests of a decision made by an umpire at the field.
- It is 100% against league policy for any of our coaches to say ANYTHING to an umpire regarding a call they made. This includes yelling about a call but not “at” the umpire.
- It does not matter if the umpire made a bad call – if they called it, that is the final call.
- It does not matter if you have video evidence that the umpire made a bad call – if they called it, that is the final call.
- It does not matter if it is a junior umpire that made a bad call, if they called it, that is the final call.
- It does not matter if the umpire did not know the correct rules, if they called it, that is the final call. However – please reach out to the league so we can talk with the umpire about it.
- Every umpire has their own strike zone, and many of them will widen their strike zone depending on the division or the pitcher. The hope is for consistency, but in the end, it is still the umpires call regardless of what the coaches desires. Yes – this sucks for better players, but in the end remember this is a REC league and not an AAU/Club program.

Umpire Communication



- If you need to cancel a game the day of, you **MUST** update the game in Assignr.
- If an umpire has not showed up for your game, please check Assignr and reach out to the Umpire directly. If you cannot get in touch with them, call Mike LeClair (our Chief Umpire) who will help to find a solution.
- If you reschedule a game for any reason, you need be sure that you put the game in Assignr to find an umpire for the new date.
- If your game is being moved to another field, you need to update Assignr and message the umpire.
- If you do update Assignr, and an umpire goes to a field that there is no game, we are on the hook to pay them. This happened A LOT last year, and we wasted a lot of time & money.

Umpire Policy



- Once the first pitch is thrown, the umpire is paid 100% of their fee for that game.
- If the umpire shows up at a field, and there is no game or the field is unplayable the umpire will be paid 50% of their fee for that game.
- If a decision to cancel a game comes within an hour of the scheduled start, the coach must still show up to the field and give the umpire 50% of their fee.
- If a game is cancelled after it becomes an official game (2.5 Innings), the umpire will be paid their entire fee - however, when finishing the game at a later time, the same umpire will be used and will not be paid a second fee. In the event the original umpire is not available, a new umpire will be scheduled who will need to be paid the full fee. Best effort will be made to have the original umpire used.
- Before a game can be called for weather at the field, the umpire must work with the coaches and any league officials that are onsite to see if the field can be made playable within a reasonable time. Only upon agreement from all three will a game be cancelled.

← IMPORTANT

Weather & Lightning



- No game should ever be cancelled more than 2 hours in advance of the scheduled start of the game.
- For Minors division and above:
 - Games must be played in light to moderate rain!
 - Games can only be cancelled if the field is truly unsafe.
- Use the Quick Dry that is in the sheds to make the field playable. Quick Dry is NOT sand. There is piles of sand at the fields, use these to fill in puddles. Use Quick Dry to hit muddy areas. A little bit goes a long way.
- When there is a visible strike of lightning, the game must stop immediately, and everyone should take shelter in vehicles. The game can resume when 15 minutes have passed since the last visible lightning strike.
- Remind parents that a weather/lightning delay is NOT a game cancellation. When the umpire resumes the game, if you do not have enough players remaining, your team will forfeit that game.

← IMPORTANT

COACHES BE LIKE



"I'M HEADED OVER TO THE FIELD TO SEE IF IT'S TOO WET TO PRACTICE"

← IMPORTANT

Game Results



- All Minor & Major Baseball teams, must report their game results on the Macintosh Website, within 24 hours of the game completion. You must also record your pitch counts for your pitchers.
- All Softball Teams must report their game results on the NCMS Website, within 24 hours of the game completion.
- If you have pictures or game recaps you would like us to post on social media, please send them to results@taybs.org

← IMPORTANT

← IMPORTANT

Player/Coach Interaction



- Do not accept Social Media requests from your players.
- Do not have 1:1 text messages with your players, always include parents.
- Do not accept online video game requests from your players.
- If a player requests a ride, make 100% sure you speak with their parent and get their permission in writing/text before you transport their child.
- In Majors and below, all communication should go through parents only.
- In Juniors & Seniors it is ok to start communicating directly to players (as a group) – this is how high school sports are handled, so the sooner the kids and parents start to understand this the better.

Helpful Pages



- Equipment Shopping List - <https://www.taybs.org/parent-resources/equipment-shopping-list/10956>
- Player Call Up Policy - <https://www.taybs.org/coaching-resources/player-call-up-policy/10960>
- Raffle Information - <https://www.taybs.org/parent-resources/raffle-information/10951>
- Player Early Placement Policy - <https://www.taybs.org/parent-resources/early-placement-policy/24924>
- Player Rostering - <https://www.taybs.org/parent-resources/player-rostering/40513>
- Refund Policy - <https://www.taybs.org/parent-resources/refund-policy/24912>
- Snack Shack Shift Policy - <https://www.taybs.org/parent-resources/snack-shack-shift-policy/35082>



Who do I contact for help?



• Baseball Questions

- Matt Hagar
baseball@taybs.org
781-799-7313

• Softball Questions

- Dave Davis
softball@taybs.org
978-413-7965

• Umpiring Questions

- Mike LeClair
umpires@taybs.org
978-400-1202

• Uniform Questions

- Gary Donia
uniforms@taybs.org
978-944-1124

• Financial Questions

- Beth Arsenault
billing@taybs.org
978-866-7168

• Safety & Insurance Questions

- Jess Fellows
safety@taybs.org
978-852-0311

• Snack Shack Questions

- Jessica Donia
concessions@taybs.org
978-833-0015

• Everything Else

- Keith Turgeon
info@taybs.org
978-729-3383

Things to ask beforehand...



- Make sure you have all of the contact information from the previous slide saved into your phone.
- BEFORE you send a text message asking a question, ask yourself –
 - Is the persons number I am asking for posted on the previous slide?
 - Is the information I am asking for posted on the TAYBS website?
 - Did I read the rules on the NCMS or MAC websites?
 - Trying to book a practice? Did I look at the step by step guide posted on the TAYBS website?
 - Have I already asked for the shed code this season, and can I just scroll up to see it?

Recommendations

- Send out a welcome email to your parents ASAP if you have not already.
- We recommend you have an introductory parents/team meeting to review your team plan. This can be virtual or at the field.
- Make sure to stress with your parents the commitment level for practices & games.
- For minors and above teams, go download GameChanger now and start to practice and learn how to use it.
- Take your team out for ice cream occasionally to celebrate as a team.
- Plan an end of season party with your team. This is a good place for T-Ball and Rookie coaches to hand out trophies.
- Try to get your players to do things together outside of the field. Have the team go out for pizza, take them to the movies, a minor league game, teammates other events, etc.





COACHING INFORMATION

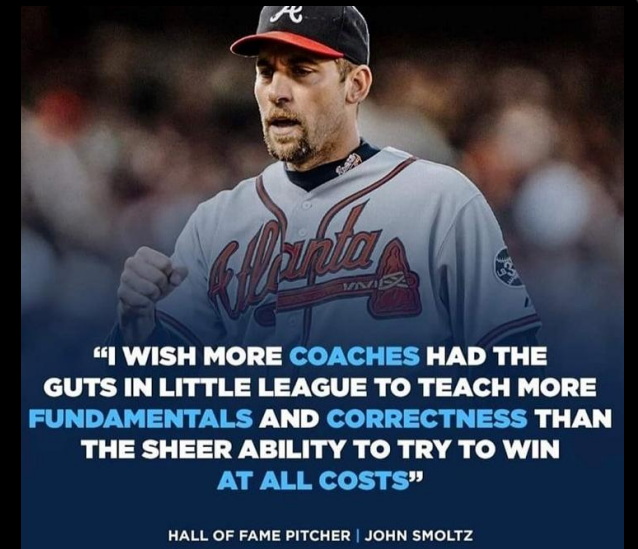
Matt Hagar
TAYBS Coaching Director



TAYBS Coaching Philosophy



- TAYBS believe that practices are critical to the baseball/softball experience and to the success of our players. We firmly believe that all coaches (Rookie and up) should have a minimum of 2 practices per week whenever possible.
- We highly recommend coaches integrate fun competitive games into their practices. Relay races, home run derbies, etc. These activities keeps the kids engaged.
- We do NOT believe in yelling at kids for performance. No coach should ever yell at a child because of their on-field performance.
- No player should get “punished” for their performance. Do not call out a kid because they missed the ball and make them run laps (etc.) for it. Team wide games are ok to have the losing team do a *reasonable* number of pushups, run a lap, etc.
- It is ok to get loud for behavior issues. It is ok to have someone run a laps for bullying another kid. It is ok to *reasonably* bench a player for dangerous or disrespectful behavior.
- The saying “1% Better” is a great motto to teach the kids. Each practice, you strive to do 1% better than the last practice.



TAYBS Coaching Philosophy



- Beyond Rookies, teaching fundamentals and skills should only be done during practices and not during games. Let the kids have fun and focus on playing the game. This should be emphasized to parents as well.
- Once you enter the field, YOUR child is now a TAYBS player and should be treated as one. You should treat them as you would the other kids on the team. How you discipline your child outside of the field is up to you, but on the field, you must treat them just like the other players.
- Our coaches should be the model for our players and parents. Coaches should show good behavior when dealing with umpires, other coaches and parents. Negative confrontations are unacceptable.
- Participation trophies are provided to all players in our non-competitive divisions (T-Ball & Rookie). Once they reach the minor league and above, trophies are only handed out to players of teams who win their playoff tournaments.
- The number one goal of the program is for the kids to HAVE FUN!

← IMPORTANT

One time I was late to practice and coach made me run laps. My dad was the coach. And he drove me to practice.

Player Playing Time



- T-Ball
 - All players should have equal playing time.
- Rookies
 - All players should have equal playing time.
 - **All players** should try catching and pitching in games – make sure you are teaching this to everyone during practices.
 - Players must be rotated to all positions during games.
- Minors
 - All players should have *mostly* equal playing time.
 - Players by rule must play in the field at least six defensive outs.
 - **All players** should try catching and pitching in games – make sure you are teaching this to everyone during practices.
 - Players should rotate around the field defensively during games. **No player should ever be in the outfield for the entire game.**
- Majors
 - Playing time should start to favor the kids putting in the most effort.
 - Players by rule must play in the field at least six defensive outs.
 - **All players** should try catching and pitching in games.
 - Players should have some rotation around the field defensively during games.
- Juniors & Seniors
 - The Junior & Senior programs are design to prepare kids for High School ball and beyond.
 - Players should be put into positions in order to be the most competitive.
 - Players who put in the effort, regardless of skill, should be given opportunities, *when possible*, to try any position.

T-Ball



- There are no practices for T-Ball outside of the normal schedule.
- If there is bad weather, the league will make the call to cancel, you do not need to do anything.
- The first half of a scheduled night for T-Ball is practice, followed by an unlimited number of innings game against another T-Ball team
- Do whatever you can to have fun with the kids and teach some of the very basic fundamentals.
- If it is hot, bring water balloons and play games.
- If they are cranky, bring a water gun, bring a nerf gun and go after the kids. Maybe bring a bunch of them.
- Bring a slip and slide.. Again the goal is for the kids to have fun!
- Goals for T-Ball
 - MAYBE the kids can run the right direction and find the bases by the end of the season.
 - The kids had fun and want to come back next season.
 - That's it. HAVE FUN.

Pitcher & Catcher Safety Standards



- MAC League uses pitch counts instead of innings pitched.
- Please see the chart below for pitch limitations.
- Players who play double duty as a Pitcher and Catcher should have at least 2 innings per game where they do not pitch or catch. Preferably NOT back-to-back innings.
- Rest is determined as the number of days AFTER the day of pitching that a player is unable to pitch again. Example – Majors player Johnny, pitches 48 pitches on Tuesday, which will require 2 days rest. He will not be eligible to pitch again until Friday.
- Be very cautious of your schedule! Many teams have games on back-to-back days, or with only a single day between games. Get as many players pitching as you can.

Age	Daily Max	No Rest	1 Days Rest	2 Days Rest	3 Days Rest	4 Days Rest
MINORS	75	1 – 20	21 – 35	36 – 50	51 – 65	66+
MAJORS	85	1 – 20	21 – 35	36 – 50	51 – 65	66+
SENIORS	95	1 – 25	26 – 40	41 – 55	56 – 70	71+



Coach Training & Certification



- [Dugout Captain](#) – FREE & Highly Recommended!!
- [USA Baseball](#) – offers many courses and certifications online for FREE.
- [Babe Ruth](#) – has a paid online coaches' course that we only recommend taking if you are going to be coaching in a post season tournament game. This course is required for all tournament coaches.
- [Matt Hagar](#) – Matt is our the TAYBS designated Coach Training personnel. If you need any help with how to run your team, practice plans, teaching drills, etc., reach out to Matt for assistance.

Team Equipment




- TAYBS will provide:

- Practice Baseballs or Softballs
- Duffle Bag
- Catchers Gear
- Medical Kit
- Game Baseballs or Softballs
- Calendar Raffle Packets
- Umpire Money
- Players uniform shirts & hats
- Coach's shirts & hats

- TAYBS does NOT provide:

- Bats
- Helmets

- T-BALL NOTE

- All T-Ball gear is located in the Spaulding Storage shed.
- Do **NOT** take anything with you. 
- All tee balls are in the shed, make sure you do NOT take these with you. There is one bucket of balls available for each of the 4 teams playing that night.

Team Equipment



- If you received equipment that is no longer in good working order, please let us know as soon as possible. Make sure you have matching catchers' legs, and everything works correctly. Please do not MacGyver any of the gear, we will replace broken equipment.
- If you need more practice balls – let us know.
- Game balls cost \$5 - \$8 each – you will receive enough for 2 balls per game, so make sure you get those foul balls.
- If you have multiple catchers on your team, let us know. We have a lot of older catchers sets and can give many people their own so you can keep sharing to a minimum.
- **ALL equipment must be returned immediately at the conclusion of the season. Coaches do not get to keep their practice balls and used game balls. This has been a real problem in the past, please help us out here.**
- It is the league expectation that if you are given 36 practice balls and 12 game balls that you will return a minimum of 32 balls at the end of the season.
- **Before you turn in your team equipment bag. CLEAN IT OUT!**

← IMPORTANT

Shared Equipment



In the storage sheds you will find equipment that is available for all coaches to use. Please return them when you are finished.

- Pitching Machines
- Pitching Target
- SwingAway Trainer
- Batting Tee's
- Cones
- Soft Hands Fielding Trainers
- Speed Hitter Training Bats
- SwingRail Trainer
- Incrediballs
- Weighted Training Balls
- Tape Measures
- Baseball & Softball Hitting Sticks
- Light & Heavy Trainer Bats
- Golf Ball sized Whiffle Balls
- Baseball Whiffle Balls
- Softball Whiffle Balls
- Popup Nets
- Hockey Pucks
- Soccer Balls
- One-handed Training Bat

Shared equipment can be located in either the Craven or Spaulding sheds.

Need Equipment?



- If you need something just ASK! Assuming the price is reasonable, the league will purchase anything you want to help run your team.
- If you need to purchase something on behalf of your team, please first get approval from a member of the TA Board, and then submit the receipt to billing@taybs.org for reimbursement.
- Any equipment purchased that is paid for the league or reimbursed to you, becomes league property and must be returned at the end of the season.



LEAGUE UPDATES



WHAT IS TAYBS



- TAYBS is a private 501(c)(3) non-profit corporation.
- We are not funded in any way from the Town of Townsend or the Town of Ashby – or any other government entity.
- We are a 100% volunteer run organization. There are no paid salaries. There are no stock options. There are no stipends. There are no bonuses. We do it because we love it, and we want to give the kids the best experience we can!
- We are not a government, a town or a federal organization that is bound by the rules of the Open Meeting Law or the Freedom of Information Act for public transparency – however if you are interested in any information, please feel free to just ask.
- We are an independent youth sports organization, as such we are not bound to Little League, Babe Ruth, USA Baseball, USA Softball, or any other sports governing body that dictates how we operate our organization.

SCHOLARSHIPS



TAYBS gives out 3 scholarships every year -

- TAYBS North Middlesex Athlete Scholarships
 - Active NM Senior Baseball Player from Townsend or Ashby who played for TAYBS.
 - Active NM Senior Softball Player from Townsend or Ashby who played for TAYBS.
- TAYBS Alumni Scholarship
 - High School Senior from Townsend or Ashby who played for TAYBS.

Seniors must apply for the scholarship by visiting this page -
<https://www.taybs.org/about/annual-scholarships/11530>

BOARD OF DIRECTORS



Keith Turgeon
President



Gary Donia
Vice President



Matt Hagar
Youth Baseball Director



Beth Arsenault
Treasurer



Jessica Fellows
Community & Safety



Dave Davis
Youth Softball Director



Jessica Donia
Concessions



Mike LeClair
Umpire in Chief

OPEN

Secretary

OPEN

Facilities Manager

OPEN

Fundraising Coordinator

OPEN

Equipment Coordinator

OPEN

Social Media Manager

OPEN

Events Coordinator

WE WOULD LOVE FOR YOU TO HELP BY JOINING OUR BOARD

Player Registrations



Spring Baseball	2013	2014	2015	2016	2017	2018	2019	2020*	2021	2022	2023	2024	2025	2026
T-Ball	48	32	33	36	38	32	48	56/27	63	62	61	57	50	43
Rookies	32	44	30	28	37	28	46	41/21	36	45	34	35	34	43
Minors	30	24	29	26	27	21	26	33/22	24	20	22	19	29	22
Majors	47	34	23	25	33	41	33	23/21	30	25	19	24	22	23
Juniors/Seniors	29	23	26	27	-	-	10	22/16	23	25	16	16	19	-
Totals	186	157	141	142	135	122	163	175/107	176	183	152	151	150	135

Spring Softball	2013	2014	2015	2016	2017	2018	2019	2020*	2021	2022	2023	2024	2025	2026
Rookies	13	10	10	9	9	9	8	12/11	12	16	14	21	10	11
Minors	12	13	12	9	10	14	12	9/-	12	23	17	20	11	-
Majors	12	11	10	12	30	12	10	14/13	-	12	21	23	19	10
Juniors/Seniors	15	13	11	11	-	14	9	0/12	-	-	14	13	19	10
Totals	52	47	43	41	49	49	39	35/39	24	51	66	77	59	31

* Pre/post COVID

TAYBS 2026 Estimated Finances



Operating Expenses	
Alumni College Scholarships	750
Background Screenings & Training	1,250
Baseballs & Softballs for Games	2,275
Community Donations	250
Credit Card Fees for Registrations	1,400
Field & Facility General Repairs	6,500
Field Mowing	9,000
Field Preparation	3,000
Field Rentals	1,500
Field Supplies (Chalk, Quick Dry)	2,500
Field Treatments (Fertz, Ticks, Mosquitos)	2,500
Insurance	2,000
League Charter, Registrations & All Stars	750
Medical Supplies	500
Office Expenses	500
Player Equipment & Repairs	1,500
Portable Toilets	2,500
Team Ice Cream	1,000
Trophies	750
Umpires	11,000
Uniforms	12,250
Utilities	5,000
Website	2,000
Total Expenses	70,675
Player Registrations (166)	25,305
Annual Starting Balance	-45,370

Fundraising, Donors & Sponsorships	
Batting Cage Sponsor	581
Calendar Raffle	6,000
Concession Stands	4,000
Donations	2,000
Field Banners Sponsorships	13,000
Hit A Thon	7,500
Picture Day	500
Scoreboard Sponsors	3,900
Snack Shack Sponsors	3,000
Summer Camp	350
Super Bowl Squares	600
Team Sponsorships	9,500
Website Sponsors	100
Total Additional Revenue	51,031
Annual Starting Balance	-42,960
Ending Balance	8,071

**TAYBS Average
Fee to Parents**

~ \$166

**TAYBS Average
Cost per player**

~ \$441

TAYBS is private non-profit organization and is completely self funded. We are 100% responsible for the complete upkeep and maintenance of all our fields & equipment.

2025 MAJOR PROJECTS

\$37,114



- Craven Tree Removal - \$10,000
- Craven Coach Dedication - \$444
- Craven New Shed - \$19,346
- Spaulding Picnic Tables - \$1,900
- Spaulding Bleachers - \$5,425

2026 MAJOR PROJECTS

ON HOLD

- Craven Snack Shack - TBD
- Craven Light Project - TBD
(Phase 1 - Trenching/Pole Bases)
- Spaulding Windscreen - TBD
- Spaulding Fence Cap - TBD
- Spaulding Foul Lines - TBD
- Spaulding Tree Removal - TBD



2026 SPONSORS

\$34,690!



A. Fagundes Plumbing & Heating
Alamo Texas BBQ & Tequila Bar
American True Merit
Anderson Funeral Homes
Apple Meadow Hardware
Arrow Septic
Bailey's Bar & Grill
Bark and Call Inn
Be Ready Driving School
Belletetes Building Product Specialists
Blood Team Realty Group
Builtwell Fence
CARSTAR Atlantic Collision Center
Cleaning by Catherine
Cota's Auto Repair
Critical Mass Solar
Dee Bus Service
DICK'S Sporting Goods

Haffner's
Evans on the Common
Evviva Trattoria
Matt Boyd Family Fund
Fratlicelli Oil Company
Gaswerks Automotive
Gatsby Grounds Company
Gold Bowl Chinese Restaurant
Infinity Property Restoration
J&S Business Products
Jay Moody HVAC
Jeffrey's Antiques
King Farm, Inc
KJ's Landscaping
Local Pro Sports
Michael Brothers Photography
Montachusett Pest Control
Morrison Tree & Landscape Services

North End Subaru
Patterson Plumbing & Heating
Pizza Pizzazz of Pepperell
Powell Stone & Gravel
Restoration Orchard
Rollstone Bank & Trust
Ron Bouchard's Auto Stores
Route 13 Stateline
Sterilite Corporation
Top Notch Plumbing & Heating
Townsend Ford
Townsend Veterinary Hospital
Watatic Septic Tank Service
Welding Services By Jay
Whole Health Solutions & Sports Performance
Wilson Brothers HVAC
Workers Credit Union
York Construction



TAYBS GIVES THANKS



TAYBS wants to offer our thanks to the people who have dedicated their lives to keeping all of us safe. Any Uniformed Military or Public Safety Personnel that attend a game at Craven or Spaulding Field will receive a free meal on us!



SHOW YOUR TAYBS PRIDE

**SQUAD
LOCKER**



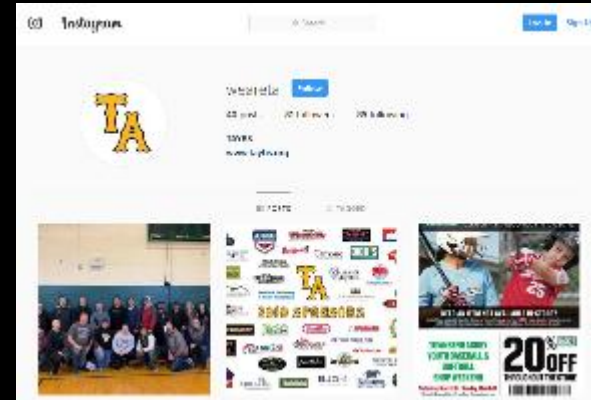
FOLLOW US ON SOCIAL MEDIA



facebook.com/WeAreTAMILY




instagram.com/WeAreTA



twitter.com/WeAreTAMILY



youtube.com/channel/UCQEELIKJp04faaPpxNaHjQg





WE ARE TAMILY

#TAFORLIFE

#WEARETAMILY

#TAYBS

