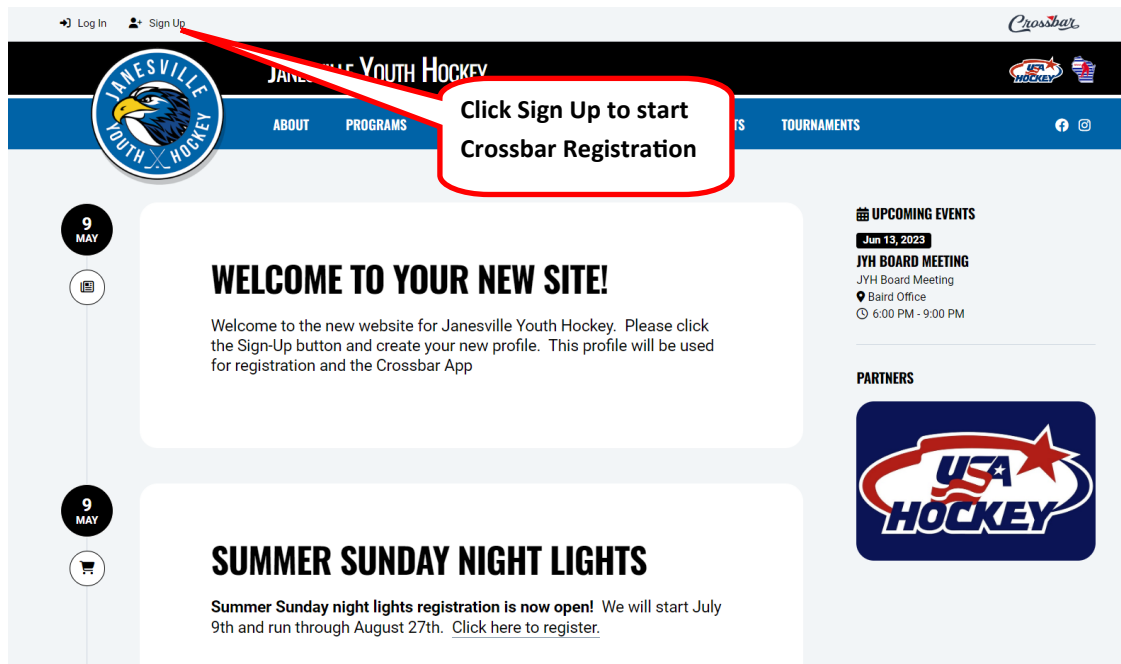
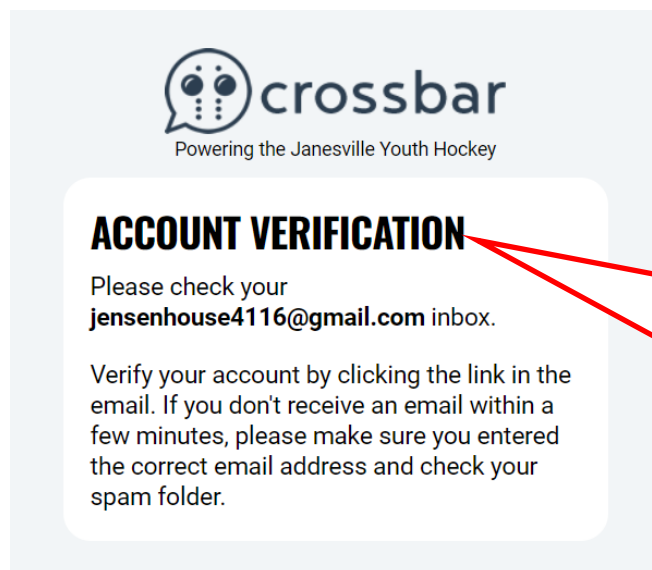


JYH Crossbar Registration Instructions



This is a screenshot of the 'CREATE ACCOUNT' form on the Crossbar website. The form includes fields for 'Email Address*' and 'Password*'. Below these fields is a section titled 'Select the Tile with a Goaltender' which contains a grid of images from a hockey game. A red callout box points to the 'SIGN UP' button at the bottom of the form. At the very bottom of the form, there is a link that says 'Already registered? Log in Here'.

Enter a valid email address that you check FREQUENTLY. Then add your password and click sign-up.



Once you get this confirmation page you need to go to your inbox and click the crossbar account verification email.



Powering the Janesville Youth Hockey

Your account has been activated.

ACCOUNT LOGIN

Email address

Password

☒ Remember Me

[Forgot Password?](#)

LOGIN

Not registered? [Sign Up](#)

After you click the verification link in your email you will get this message. The next step is to enter your email and password to login your account

COMPLETE PROFILE

First Name*

Last Name*

Mobile #*

SAVE

Complete your profile information and click Save.

[PARTICIPANTS](#)

[TEAMS](#)

[VOLUNTEER](#)

[BILLING](#)


[SETTINGS](#)

[NOTIFICATIONS](#)

[PAGES](#)

[LOG OUT](#)

NEW PARTICIPANT



UPLOAD IMAGE

First Name*

Last Name*

Birthdate*

SAVE

Add your first Participant. This is the record for your hockey player. Additional participants can be added once the first has been completed. Parents do not need to be created as participants unless they choose to be coaches or managers. For now just create your hockey player participant records.

