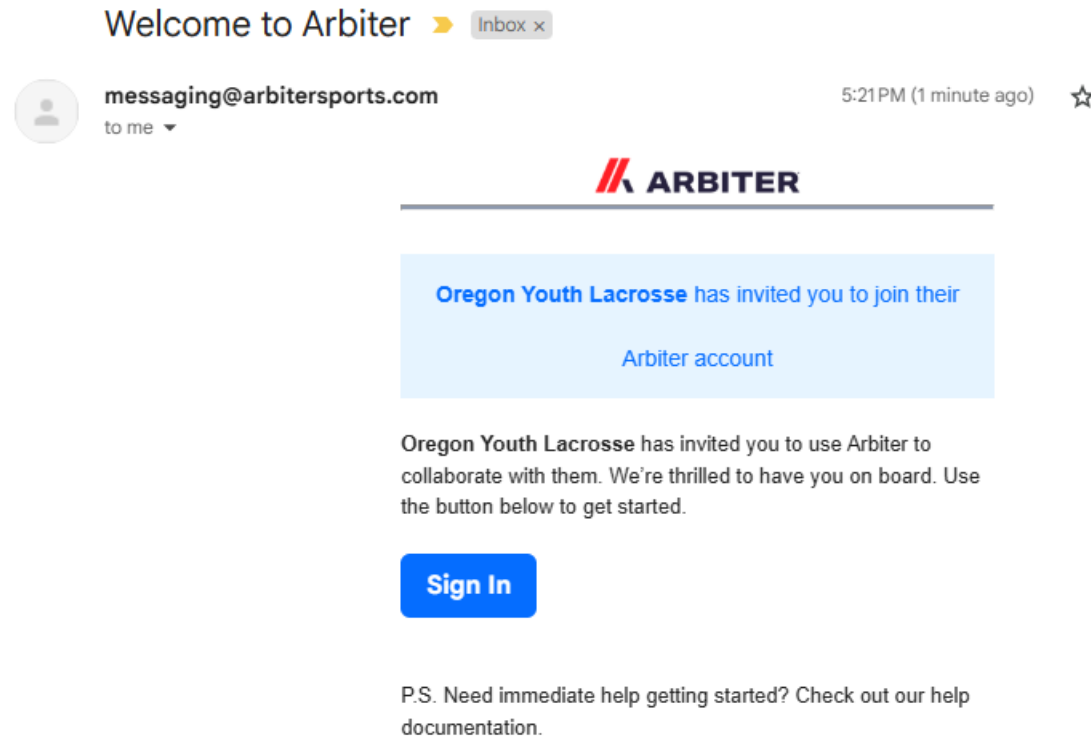


Oregon Youth Lacrosse

Setting up an Arbiter Account


Look for this email from Arbiter

Click on “Sign in”



Verify and create account

[← Cancel](#)



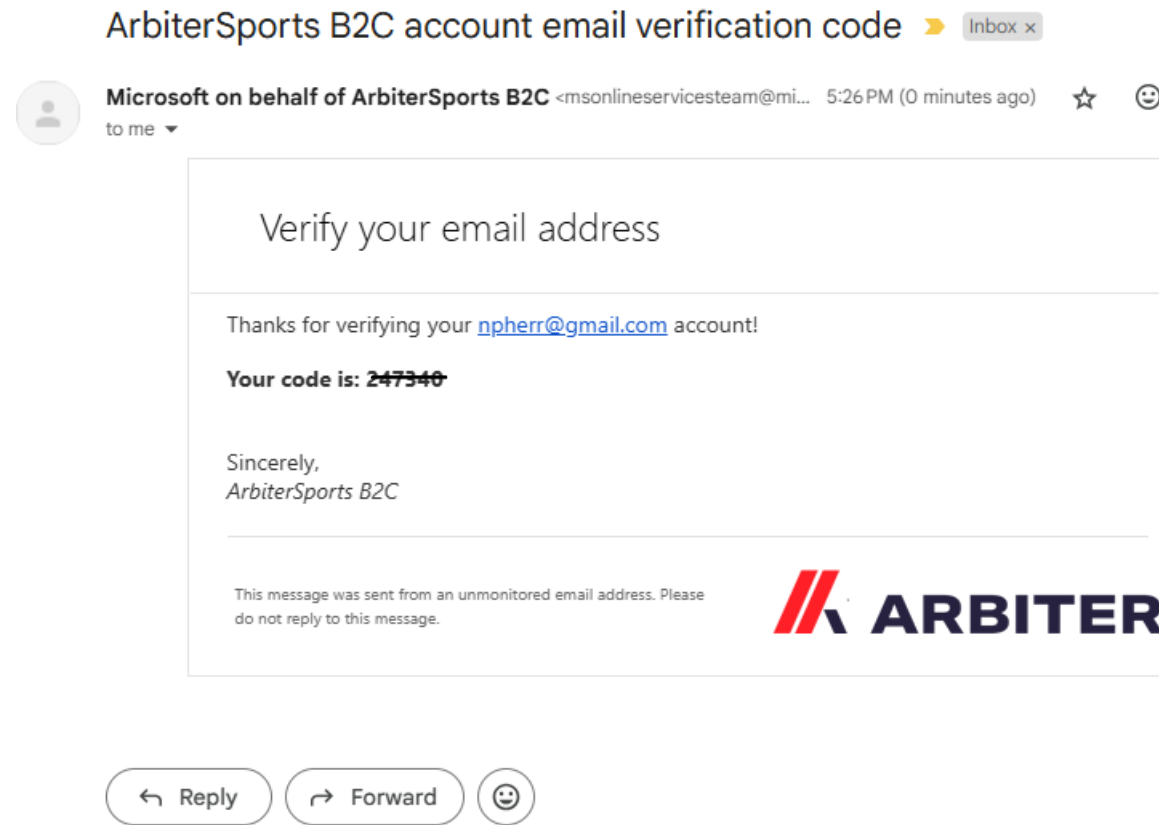
ARBITER

Verification is necessary. Please click Send button.

[Send verification code](#)

[Create](#)

Verify and create account



Verify and create account



ARBITERSPORTS TERMS AND CONDITIONS OF SERVICE AS OF May 2nd, 2023


The Terms and Conditions document found in the link below is a legal document (this "Agreement") between you (the "Subscriber") and the Company (defined in the document). This Agreement states the terms and conditions under which you may use the ArbiterSports Web Site (defined in the document). Please read this Agreement carefully before accessing and using the ArbiterSports Web Site. By using and accessing the ArbiterSports Web Site, you agree that you have read and understand this Agreement and further agree to be bound by this Agreement. If you do not accept this Agreement, do not access and use the ArbiterSports Web Site.

[View Terms and Conditions](#)

Accept

Decline

[← Cancel](#)



Enroll in Multi-Factor Authentication (MFA)*

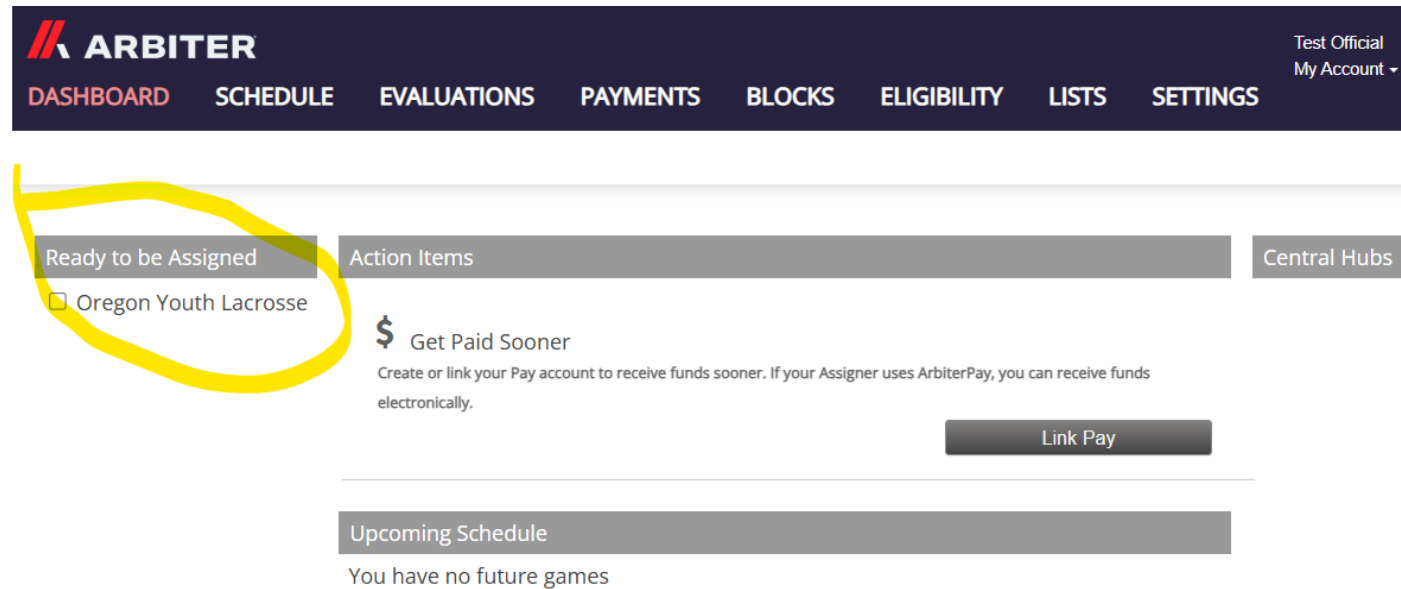
☒ Yes

☐ No

Continue

Additional steps will be on the OYL website soon

Make sure you are “ready to be assigned.”



The screenshot shows the ARBITER dashboard interface. At the top is a dark navigation bar with the ARBITER logo and a menu of links: DASHBOARD, SCHEDULE, EVALUATIONS, PAYMENTS, BLOCKS, ELIGIBILITY, LISTS, and SETTINGS. On the right of this bar are links for 'Test Official' and 'My Account'. Below the navigation bar, the main content area is divided into three horizontal sections: 'Ready to be Assigned', 'Action Items', and 'Central Hubs'. The 'Ready to be Assigned' section is highlighted with a yellow circle and contains a checkbox labeled 'Oregon Youth Lacrosse'. Below this section is a 'Get Paid Sooner' feature with a dollar sign icon, a description, and a 'Link Pay' button. At the bottom, there is an 'Upcoming Schedule' section which states 'You have no future games'.

ARBITER

DASHBOARD SCHEDULE EVALUATIONS PAYMENTS BLOCKS ELIGIBILITY LISTS SETTINGS

Test Official
My Account ▾

Ready to be Assigned

☐ Oregon Youth Lacrosse

\$ Get Paid Sooner
Create or link your Pay account to receive funds sooner. If your Assigner uses ArbiterPay, you can receive funds electronically.

Link Pay

Upcoming Schedule
You have no future games

Check the box.

Add Account Info

- Click on the photo place holder and then “Profile” in the dropdown.

LE

EVALUATIONS

PAYMENTS


BLOCKS

ELIGIBILITY

LISTS

SETTINGS

Test Official
My Account ▾



[Profile](#)
[Help](#)
[Give Feedback](#)
[Sign out](#)

Ready to be Assigned

☐ OYL

Action Items

\$ Get Paid Sooner

Create or link your Pay account to receive funds sooner. If your Assigner uses ArbiterPay, you can receive funds electronically.


Link Pay

Central Hubs

Upcoming Schedule

You have no future games

Add Name, Address, etc.



Test Official

Account

Sign-in & Security

Additional Information

Tax Information

Account

Update and manage your account

Cancel

Save

* First Name

Test

MI

* Last Name

Official

Suffix

▼

Nickname

Date of Birth

MM/DD/YYYY

📅

Gender

Select an option

▼

Email

npherr@gmail.com

Username

⋮

Test Official

My Account ▼

Profile

Help

Give Feedback

Sign out

Note: Address is very important to help assign you to “local” games and to set limits on how far you’re willing to travel.

Scroll down to add additional email(s) and phone number(s) that you want to receive notifications from (**and that you will check frequently**) plus an emergency contact.



Test Official

Account

Sign-in & Security

Additional Information

Tax Information

Account

Update and manage your account

Cancel

Save

npherr@gmail.com

Username

+ Add Email

Phone Number

Extension

Type

+ Add Phone

* Country

United States

* Address

1234 Main St.

Address Line 2

* Zip Code

12345

* City

My Town

* State

AL

Emergency Contact

Relationship

Phone Number

+ Add Contact

Add tax info—note, SSNs are secure and only visible to Arbiter for tax reporting purposes.

Tax Information
Manage and update your tax information

Cancel Save

SSN/ITIN

Business Name

Business Name

EIN

XX-XXXXXXX

Report Taxes As

SSN/ITIN - Social Security Number/Individual Taxpayer ID Number

SSN/ITIN required

Test Official

Account

Sign-in & Security

Additional Information

Tax Information

Set up ArbiterPay to receive payments

The screenshot shows the Arbiter dashboard interface. The top navigation bar is dark blue with the Arbiter logo on the left and a user profile on the right. The logo and the 'DASHBOARD' menu item are circled in yellow. The main content area has three tabs: 'Ready to be Assigned', 'Action Items', and 'Central Hubs'. Under 'Ready to be Assigned', there is a checkbox for 'OYL'. The 'Action Items' tab is active, showing a section titled '\$ Get Paid Sooner' with a description about linking a Pay account. A 'Link Pay' button is highlighted with a yellow circle. Below this is an 'Upcoming Schedule' section stating 'You have no future games'.

ARBITER
DASHBOARD SCHEDULE EVALUATIONS PAYMENTS BLOCKS ELIGIBILITY LISTS SETTINGS

Test Official
My Account

Ready to be Assigned Action Items Central Hubs


☐ OYL

\$ Get Paid Sooner
Create or link your Pay account to receive funds sooner. If your Assigner uses ArbiterPay, you can receive funds electronically.

Link Pay

Upcoming Schedule
You have no future games

Set up ArbiterPay to receive payments



Set Up Payments

You have no accounts. Set up or link a pay account.



Set up Pay Account

Set up a new Pay Account and start paying people today.



Link Existing Pay Account

Link an existing ArbiterPay account.

Continue

This

Confirm Personal Information

DASHBOARD

PAYSHEETS

INVOICES

1099

Personal Information

We require personal information to help us verify you are a real person. Is the below information correct?

* First Name:

Test

* Last Name:

Official

* Email Address:

npherr@gmail.com

* Date of Birth:

01/01/2000

* Address:

1234 Main St.

My Town, AL 12345 United States

* Social Security Number:

.**-*

Back

Edit Info

Continue

Next Steps

- Receiving payment from Arbiter
 - Bank transfer
 - Debit Card
 - Physical check
- Instructions to be provided