

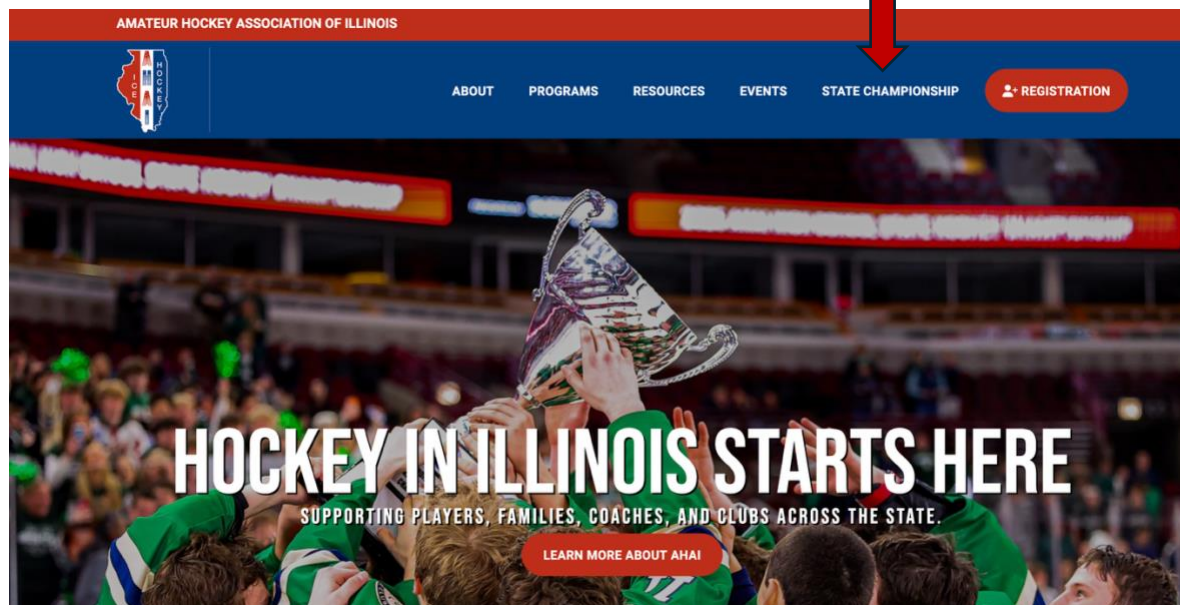


State Tournament Initial Registration Directions



This example shows the High School registration process, but the steps are the same for High School Girls. An additional registration will be required for Varsity teams that advance to Quarterfinals and JV teams that advance to Semifinals.

Step 1: Go to AHAI.org and click on State Championship.



Step 2: Select your Division.



TIER II GIRLS	HIGH SCHOOL	HIGH SCHOOL GIRLS
Application window: December 1st - 28th	Application window: December 1st - 28th	Application window: December 1st - 28th
Tournament dates: January 15th - March 7th	Tournament dates: February 1st - March 15th	Tournament dates: February 1st - March 15th
Championship: Mount Prospect Ice Arena	Red/Combined Championship: March 6th Allstate Arena JV & JV Combined Championship: March 13th Rosemont Rink	Girls Championship: March 15th Allstate Arena

Step 3: Click on the State Tournament Registration Button in the right-hand column.

HIGH SCHOOL

The High School State Championship is the pinnacle of Illinois high school hockey. Varsity and Junior Varsity teams from across the state compete for the chance to play in the finals and earn the title of State Champion.

STATE TOURNAMENT FORMAT

All six divisions of the High School State Championships use a single-elimination format:

- Varsity Red – pure teams
- Varsity Combined – combined teams
- JV Blue – pure teams
- JV Combined – combined teams

RANKINGS AND SEEDING

- Varsity Red and Varsity Combined divisions are ranked by the High School coaches.
- JV Blue and JV Combined rankings are determined by the High School Committee.

25-26 HIGH SCHOOL TOURNAMENT

Once registration is complete, a link will be available here as well as in the "Registration" tab for all representatives to register their team for the State Championship.

STATE TOURNAMENT REGISTRATION

GLENN JAUCH

High School Chairperson
630-664-4675



Step 4: Select your team's Division. Be sure to select the correct level.

SELECT DIVISION

TEAM DETAILS

PRICING

Q&A

PAYMENT METHOD

CHECKOUT

CONFIRMATION

HIGH SCHOOL

► 25-26 HIGH SCHOOL TOURNAMENT

SELECT DIVISION

SELECT A DIVISION FOR YOUR TEAM:

RED VARSITY

1/1/2006 to 12/31/2009

Division

Red Varsity

REGISTER TEAM →

COMBINED VARSITY

1/1/2006 to 12/31/2009

Division

Combined Varsity

REGISTER TEAM →

JV BLUE

1/1/2006 to 12/31/2009

Division

JV Blue

REGISTER TEAM →

Step 5: Complete your team's details. **PLEASE NOTE:** The team name should be the same name listed on your USA Hockey Certified Roster.

SELECT DIVISION

TEAM DETAILS

PRICING

Q&A

PAYMENT METHOD

CHECKOUT

CONFIRMATION

HIGH SCHOOL

► 25-26 HIGH SCHOOL TOURNAMENT

TEAM DETAILS

Division
Red Varsity

Team Name (for display on League Website)*

TEAM STAFF

Staff contact information can be added later if it is not available at this time.

HEAD COACH	TEAM MANAGER
Name <input type="text"/>	Name <input type="text"/>
Email Address <input type="text"/>	Email Address <input type="text"/>

< BACK

CONTINUE >

USA Hockey
Certified Team Name

Step 6: Confirm the pricing.

SELECT DIVISION

TEAM DETAILS

PRICING

Q&A

PAYMENT METHOD

CHECKOUT

CONFIRMATION

HIGH SCHOOL

► 25-26 HIGH SCHOOL TOURNAMENT

PRICING

Select from the pricing options below.

☐

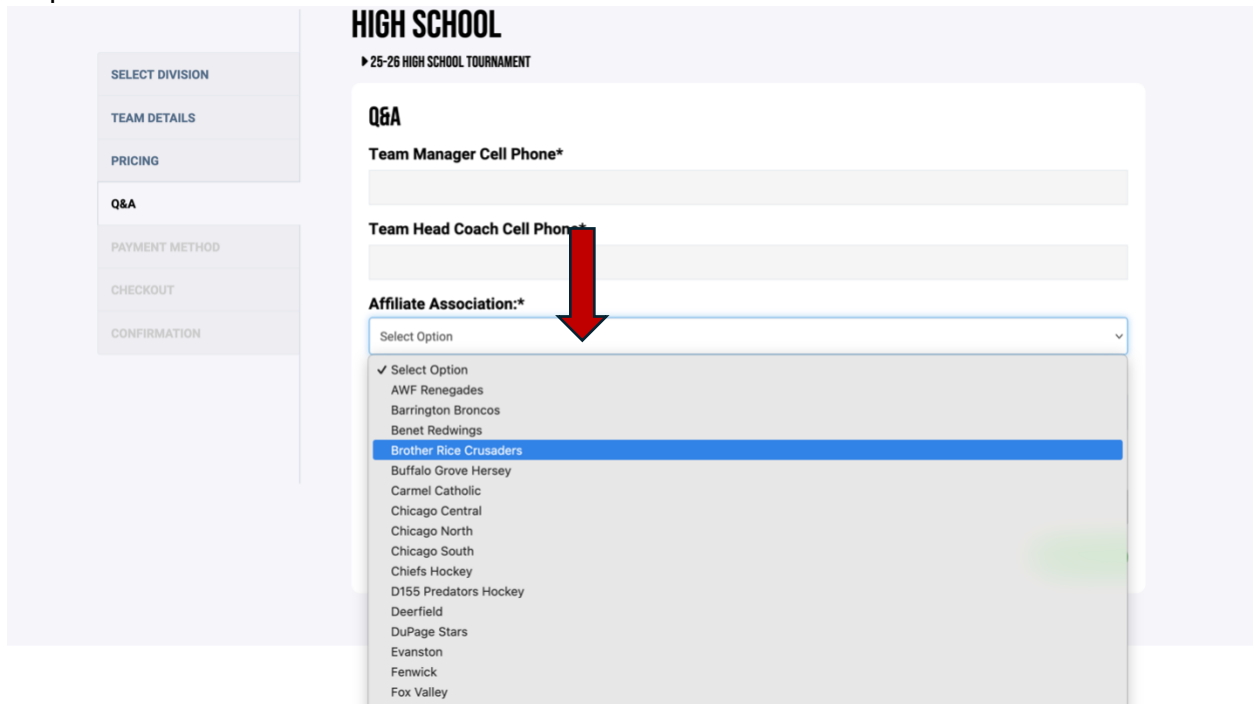
HIGH SCHOOL STATE TOURNAMENT
TEAM REGISTRATION FEE

\$400.00

< BACK

CONTINUE >

Step 7: Complete additional team details. Select your Member Organization name from the drop-down list.



HIGH SCHOOL
► 25-26 HIGH SCHOOL TOURNAMENT

Q&A

Team Manager Cell Phone*

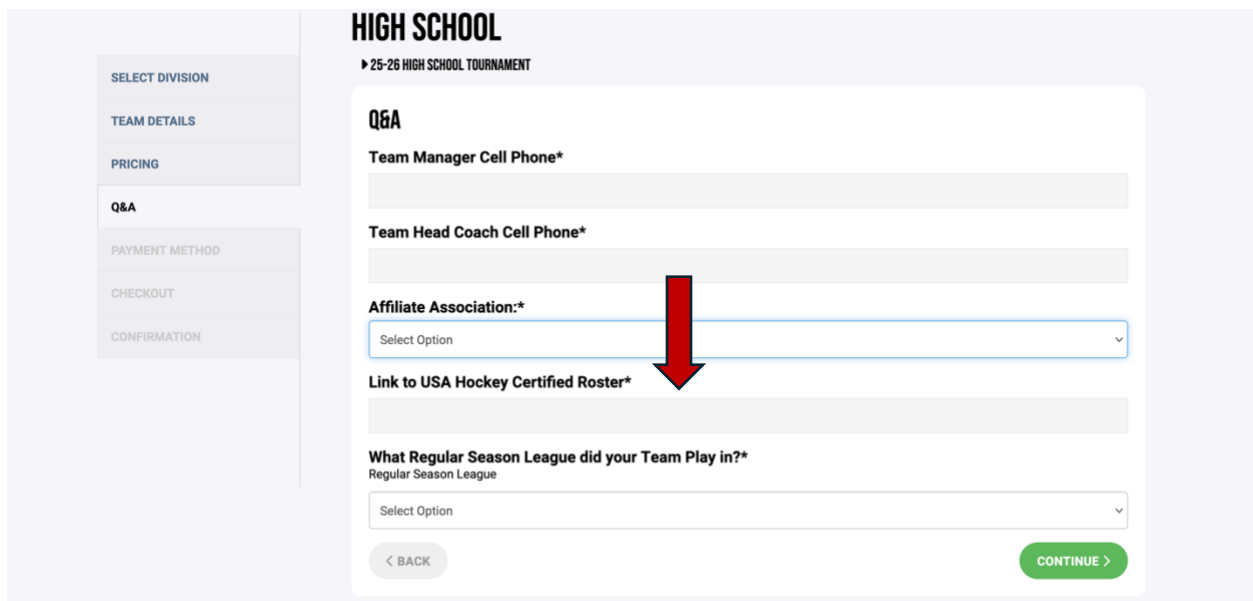
Team Head Coach Cell Phone*

Affiliate Association:*

Select Option

- ✓ Select Option
- AWF Renegades
- Barrington Broncos
- Benet Redwings
- Brother Rice Crusaders**
- Buffalo Grove Hersey
- Carmel Catholic
- Chicago Central
- Chicago North
- Chicago South
- Chiefs Hockey
- D155 Predators Hockey
- Deerfield
- DuPage Stars
- Evanston
- Fenwick
- Fox Valley

Provide a link to your USA Hockey Certified Roster. You can copy and paste the link in the box.



HIGH SCHOOL
► 25-26 HIGH SCHOOL TOURNAMENT

Q&A

Team Manager Cell Phone*

Team Head Coach Cell Phone*

Affiliate Association:*

Select Option

Link to USA Hockey Certified Roster*

What Regular Season League did your Team Play in?*

Regular Season League

Select Option

< BACK

CONTINUE >

Then select what regular season league your team played in.

The screenshot shows a registration form for 'HIGH SCHOOL' with a sidebar on the left containing links: SELECT DIVISION, TEAM DETAILS, PRICING, Q&A, PAYMENT METHOD, CHECKOUT, and CONFIRMATION. The main content area is titled 'HIGH SCHOOL' and '► 25-26 HIGH SCHOOL TOURNAMENT'. The 'Q&A' section includes fields for 'Team Manager Cell Phone*', 'Team Head Coach Cell Phone*', and 'Affiliate Association:*' (a dropdown menu). Below these is a 'Link to USA Hockey Certified Roster*' field. The final question is 'What Regular Season League did your Team Play in?*' with a dropdown menu showing options: 'Select Option', 'Scholastic Hockey League' (highlighted in blue), 'IHSHL North Central Division', 'Illinois West', 'Academic', 'Chicago Catholic Hockey League', 'Other', and 'Independent'.

Step 8: Enter your preferred payment method and complete your purchase.

The screenshot shows the 'PAYMENT METHOD' section of the registration form. The sidebar on the left is the same as in the previous screenshot, with 'PAYMENT METHOD' now highlighted. The main content area is titled 'HIGH SCHOOL' and '► 25-26 HIGH SCHOOL TOURNAMENT'. The 'PAYMENT METHOD' section has two large buttons: 'PAY VIA ELECTRONIC CHECK' (which includes the text 'Save \$8.28!') and 'PAY VIA DEBIT OR CREDIT CARD'. At the bottom left is a '< BACK' button, and at the bottom right is a green 'CONTINUE >' button.

Once your payment is processed, your registration is complete and you will receive a confirmation email.