


# Clock Instructions

#1



To start - turn on the clock  
ON/OFF button is on the back.

Screen will read:  
4402 Resume Game?

Press: **Enter \* Yes**

OR Return to Game


Press: **Menu** then

Press **Enter \* Yes**

Until your screen looks like



#2



Set Clock for Warm Up:

Push: **Set Main Clock**


5:00.0

Press: **Enter \* Yes**

Repeat this step for Period 1 (15:00.0 or  
12:00.0)

At the end of the Period Press **Period +**

#3



To add/change team names:

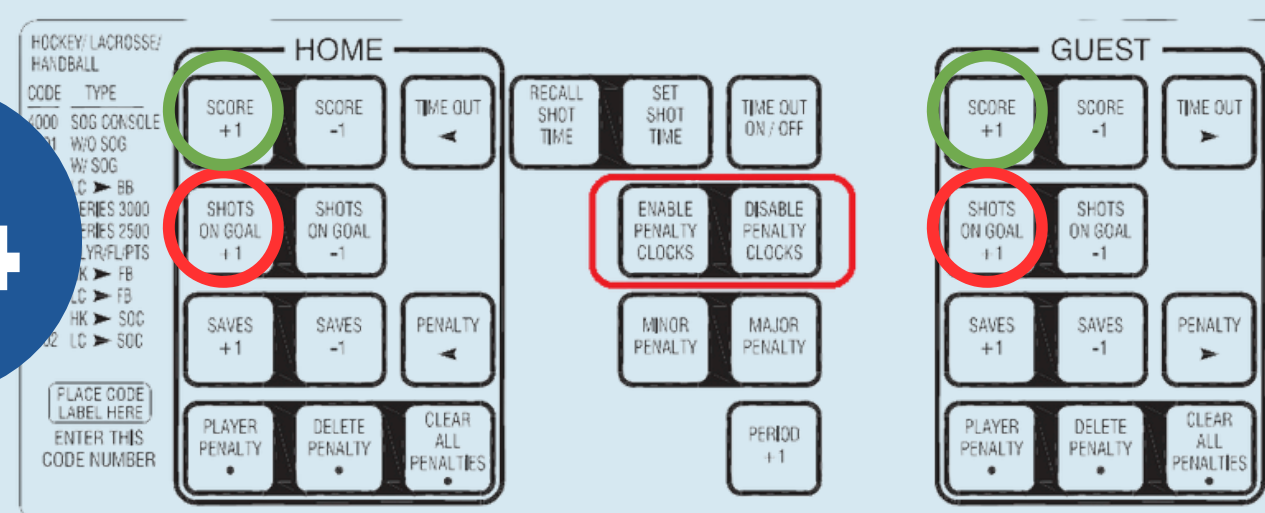
Press: **Menu**

Arrow down until "Menu - Roster - select  
Home" Press **Enter \* Yes** if need to change  
Pull insert out to access keyboard and  
type team name

Press **Enter \* Yes 2x**

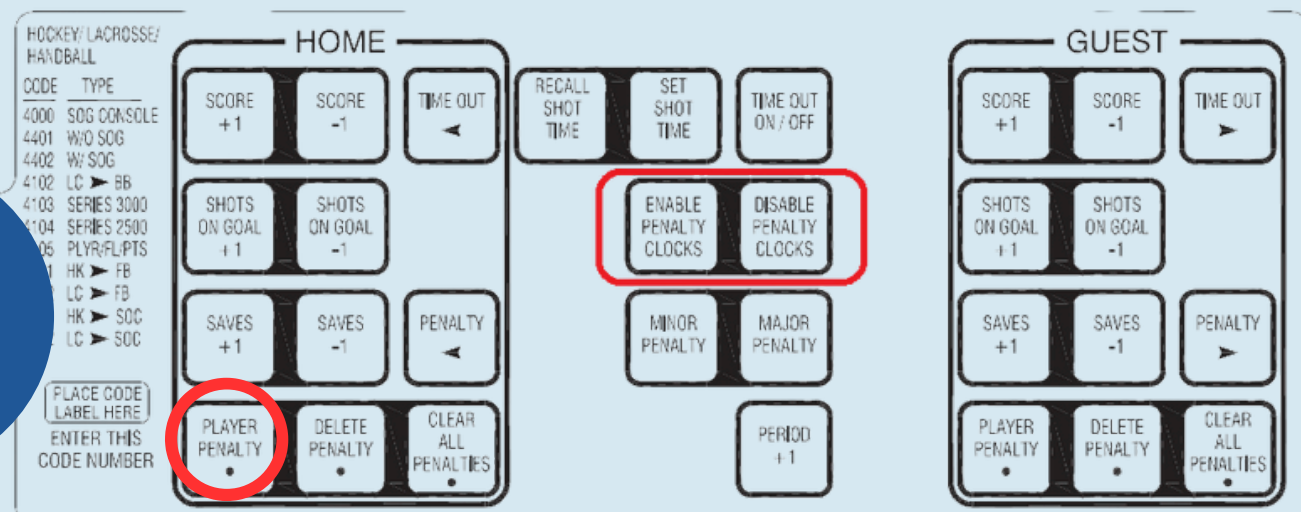
Input Guest name then **Enter \* Yes 2x** to  
return to main screen

#4



Remember to record  
**Shots on Goal (Home & Guest)**  
For Goals Press: **Score +1**  
**Goals ARE also SOG +1**

#5



To **ENTER** a penalty:  
Enter under Home or Guest side

Push: **Player #**

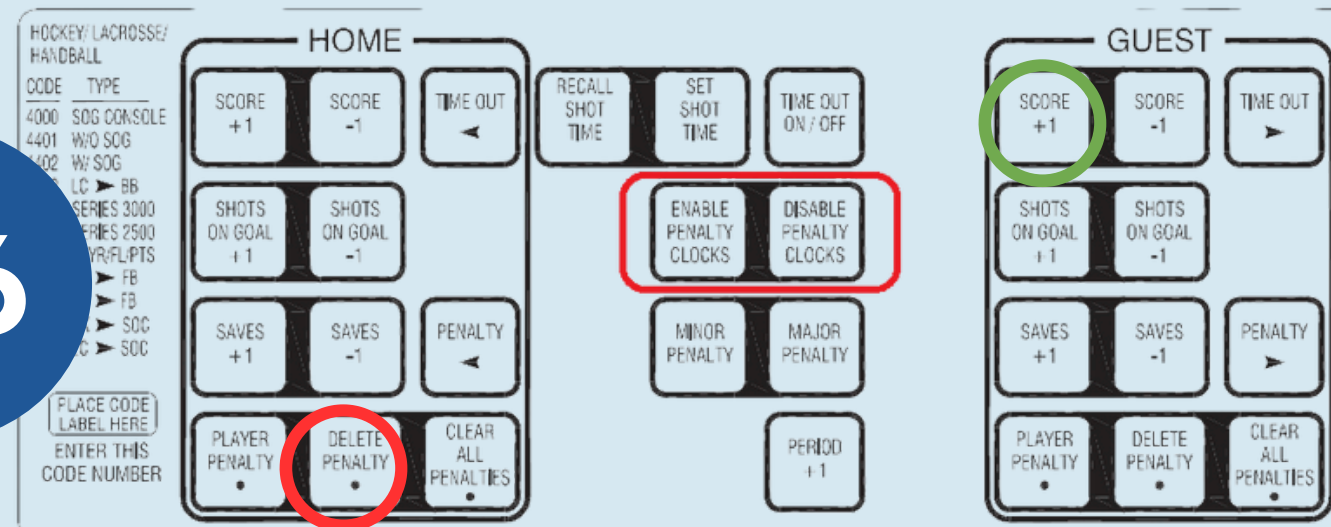
Push: **Enter\*Yes**

Enter Penalty length (2:00 is default)

Push: **Enter\*Yes**

Remember - COINCIDENTAL PENALTIES  
ARE NOT PUT ON THE BOARD

#6



To **CLEAR** a penalty when goal is scored:  
Enter under Home or Guest side

Push: **Delete Penalty**

Enter: **Score +1**

Penalties will clear automatically when  
time expires

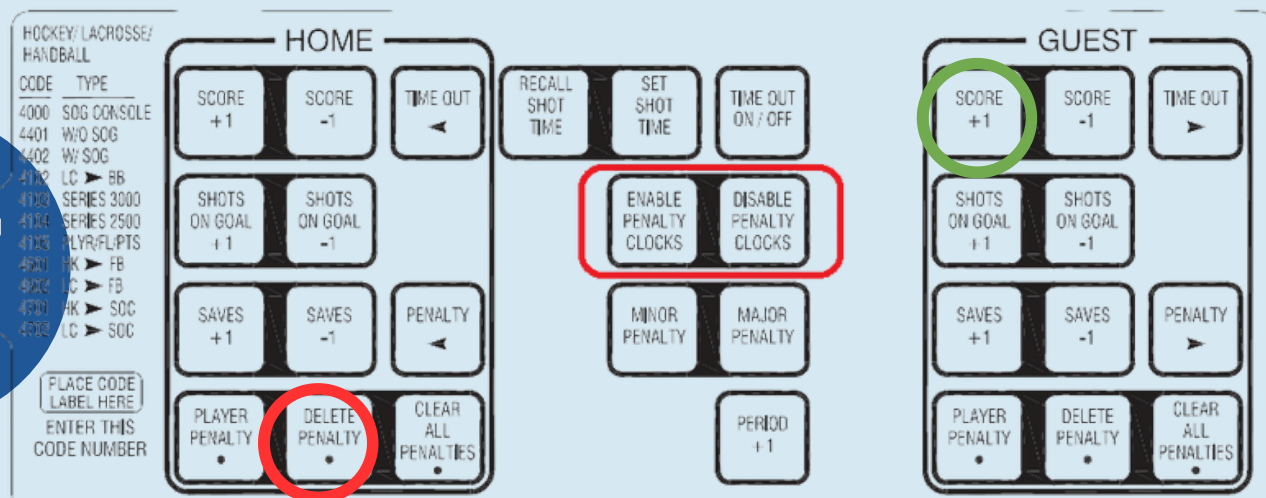
For Video Instructions:





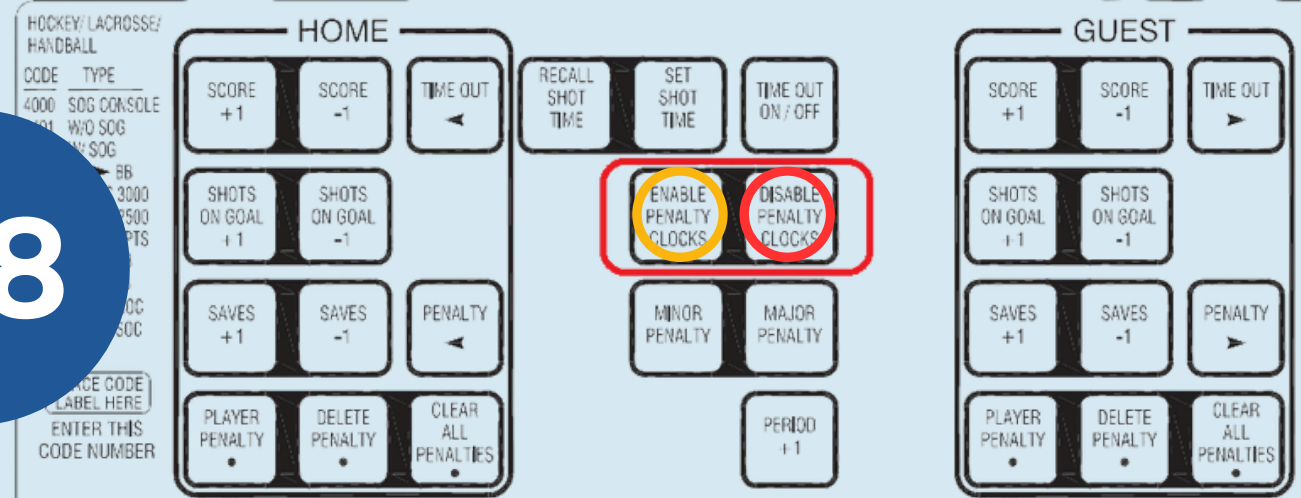
# Clock Instructions

#7



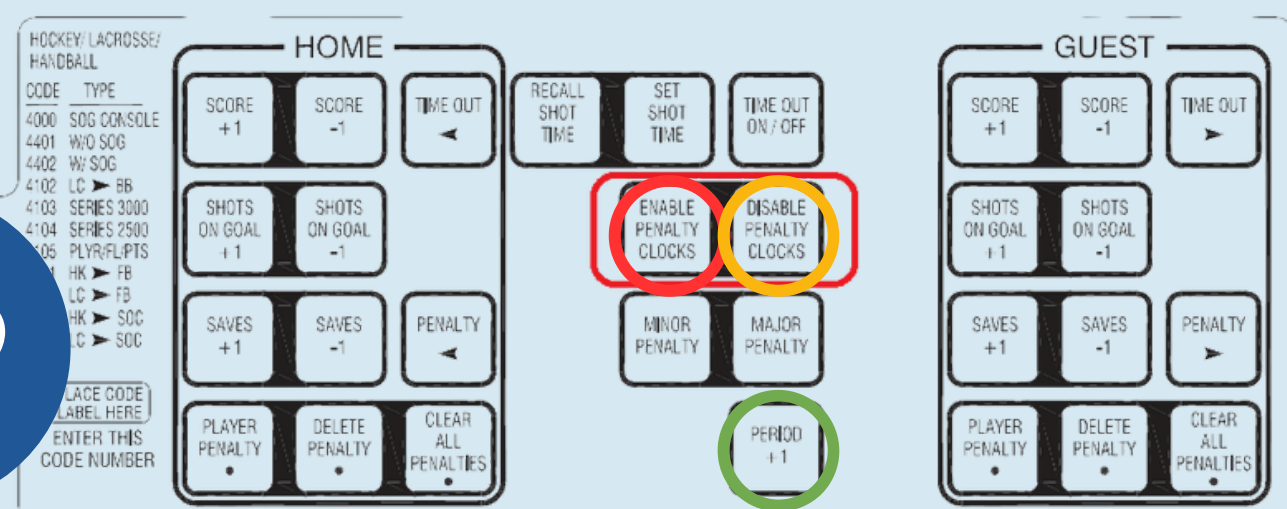
To Clear a Penalty when  
**MULTIPLE PENALTIES ARE ON THE BOARD**  
You will be asked which penalty to clear.  
**#1** is top penalty. If you need to clear a  
different penalty use the arrows to select the  
correct penalty and then press Enter \* Yes

#8



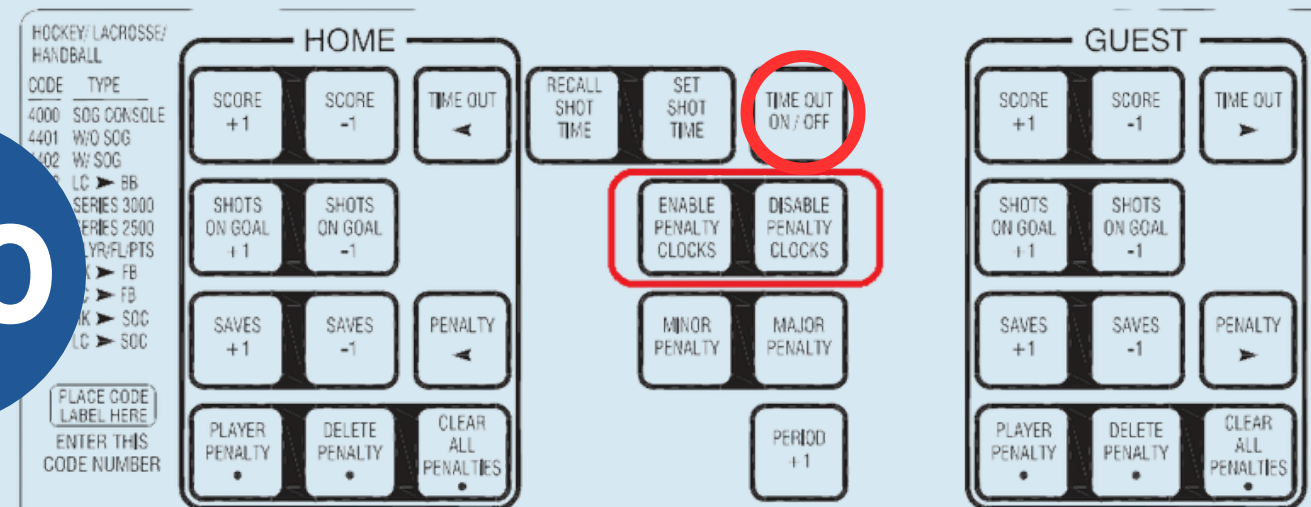
To set a penalty during a run time period  
**Press: Disable Penalty Clock**  
Push: Player Penalty  
Enter length of penalty  
Press Enter \* Yes  
When puck drops  
**Press: Enable Penalty Clock**

#9



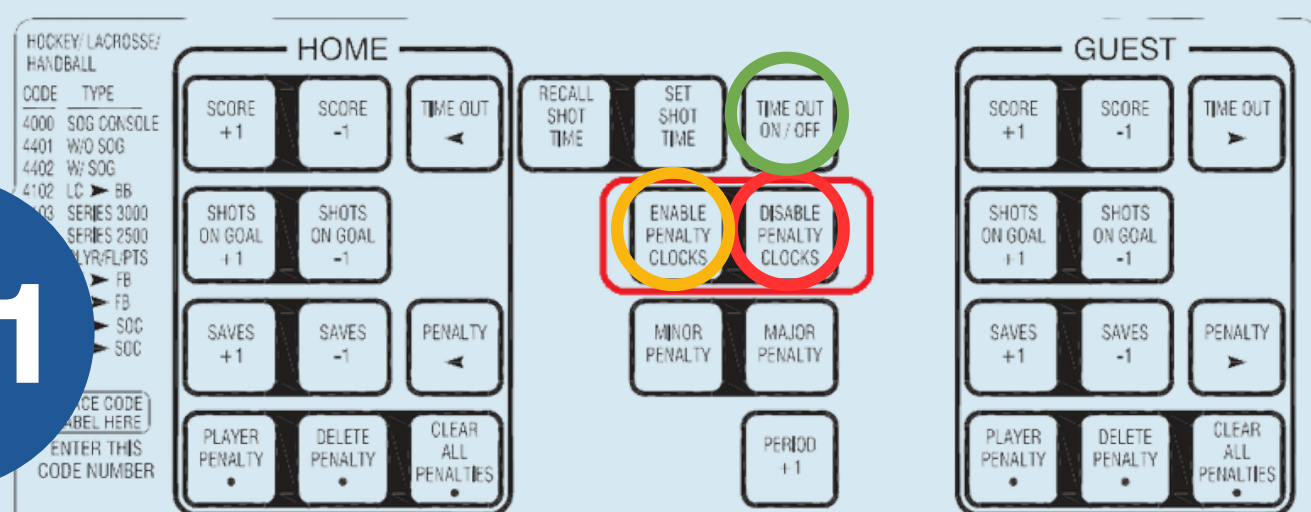
When a penalty carries over between periods  
At end of period  
**Press: Disable Penalty Clock**  
Then set main clock for 1:00.0 (time between  
periods). At end of intermission:  
**Press: Period+**  
And set main clock for next period  
(15:00.0 or 12:00.0)  
**Then Press: Enable Penalty Clock**

#10



To Enter a Time Out  
**Press: Time Out On/Off**  
This will automatically bring up a 1:00 TO  
Press Enter \* Yes

#11



To Enter a Time Out  
with a Penalty on the Board  
**Press: Disable Penalty Clock**  
**Press: Time Out On/Off**  
This will automatically bring up a 1:00 TO  
Press Enter \* Yes  
When penalty is over  
**Press: Enable Penalty Clock**

#12

## GAME OVER!

At the end of the game to clear the  
clock:  
Press Menu, then down arrow 5x until  
Display Menu?  
Press: Enter \* Yes  
Press down arrow 3x until Select ToD?  
Press: Enter \* Yes 2x (for 12 HR display)  
Adjust time using keypad  
Press: Enter \* Yes  
Press 2: select ToD  
Press: Enter \* Yes to erase game data

Thank you!

For video instructions:

